

A3653

Wisconsin Corn Hybrid Performance Trials

Grain • Silage • Specialty • Organic



Kent Kohn, Thierno Diallo, and Joe Lauer

Department of Plant and Agroecosystem Sciences, College
of Agricultural and Life Sciences, University of Wisconsin
University of Wisconsin, Division of Extension Wisconsin
Crop Improvement Association



2023

CONTENTS

INTRODUCTION

Presentation of data	6
How to use the results	7
For more information	7
Wisconsin relative maturity belts and test sites (Figure 1)	8

TRIAL INFORMATION TABLES

Companies	Table 1	9
Hybrids	Table 2	10
Transgenic technologies	Table 3	14
Seed treatments	Table 4	15
Temperature and precipitation summary	Table 5	16
Individual trial information	Table 6	17

GRAIN TRIALS

Southern Zone (*Arlington, Janesville, Montfort*)

Early maturity trial results	Table 7	18
Late maturity trial results	Table 8	20

South Central Zone (*Fond du Lac, Galesville, Hancock Irrigation*)

Early maturity trial results	Table 9	22
Late maturity trial results	Table 10	24

North Central Zone (*Chippewa Falls, Marshfield, Seymour, Valders*)

Early maturity trial results	Table 11	26
Late maturity trial results	Table 12	28

Northern Zone (*Spooner/three sites, Marshfield, Coleman*)

Trial results	Table 13	30
---------------------	----------------	----

SILAGE TRIALS

Southern Zone (*Arlington, Montfort*)

Early maturity trial results	Table 14	32
Late maturity trial results	Table 15	33
Southern zone	Figure 2	34

South Central Zone (*Arlington, Fond du Lac, Galesville*)

Early maturity trial results	Table 16	35
Late maturity trial results	Table 17	36
South central zone	Figure 3	37

North Central Zone (*Chippewa Falls, Marshfield, Valders*)

Early maturity trial results	Table 18	38
Late maturity trial results	Table 19	39
North central zone	Figure 4	40

Northern Zone (*Spooner/two sites, Marshfield, Coleman*)

Trial results	Table 20	41
Northern zone	Figure 5	42

ORGANIC GRAIN TRIALS

South Central Zone (*Galesville, Hancock*)

Trial results	Table 21	43
---------------------	----------------	----

North Central Zone (*Chippewa Falls, Marshfield, Seymour, Valders*)

Trial results	Table 22	44
---------------------	----------------	----

HYBRID COMPARISONS OVER TIME

Comparisons over time of all hybrids tested	Table 23	45
---	----------------	----

INTRODUCTION

This year marks the 51st year of corn hybrid performance evaluation conducted by the Wisconsin Agronomy Department (now the Department of Plant and Agroecosystem Sciences), the Wisconsin Crop Improvement Association, and the seed industry. In 1973, the first Wisconsin public corn performance trials were conducted by Elwood Brickbauer. In 1995, the corn silage hybrid evaluation program was initiated. Hybrid selection is a key decision made by farmers and historically is important for delivering new technologies, pest resistance and increased yield and profitability to the farm-gate. **The purpose of this program is to provide unbiased performance comparisons of hybrid seed corn for both grain and silage available in Wisconsin.**

In 2023, grain and silage performance trials were planted at 14 locations in four production zones: the southern, south central, north central, and northern zones. Both seed companies and university researchers submitted hybrids. Companies with hybrids included in the 2023 trials are listed in Table 1. Specific hybrids and where they were tested are shown in Table 2. A summary of the transgenic traits tested in 2023 is shown in Table 3. A summary of seed treatment performance in 2023 is shown in Table 4. In the back of the report, hybrids tested over the past three years are listed in Table 24. At most locations, trials were divided into early- and late-maturity trials based on the hybrid relative maturities provided by the companies. The specific relative maturities separating early- and late-trials are listed in the tables.

Growing Conditions For 2023

Seasonal precipitation and temperature at the trial sites are shown in Table 5. The 2023 growing season at most southern sites was warmer and drier than the 30-year normal for Growing Degree Unit (GDU) accumulation and precipitation. In northern Wisconsin, GDU accumulation and precipitation was normal. For most of the state, planting progress was similar to the average with 50% of the acreage planted by May 10. An exception was northeast Wisconsin which had somewhat delayed planting. Most trial plots were established by early May. Stand establishment was good to excellent at all locations. Drought conditions affected most locations and were especially severe in western and south central Wisconsin. Little disease and insect pressure were observed within most trials. Tar spot, *Phyllachora maydis*, was not significant in Wisconsin. Good growing conditions continued into late-fall with a killing frost occurring in late October. Silage and grain moisture was higher than normal. Little plant lodging occurred at most trial sites.

Cultural Practices

The seedbed at each location was prepared by either conventional or conservation tillage methods. Seed treatments of hybrids entered into the trials are described in Table 4. Fertilizer was applied as recommended by soil tests. Herbicides were applied for weed control and supplemented with cultivation when necessary. Corn rootworm insecticide was applied in all trials. Information on cultural practices for each location is summarized in Table 6.

Planting

A precision vacuum corn planter using GIS technology was used at all locations except Spooner. Two-row plots, 25 feet long, were planted at all locations. Plots were not hand-thinned. Each hybrid was grown in at least three separate plots (replicates) at each location to account for field variability.

Harvesting

Grain: Two-row plots were harvested with a self-propelled corn combine. Lodged plants and/or broken stalks were counted, plot grain weights and moisture contents were measured, and yields were calculated and adjusted to 15.5% moisture. Test weight was measured on each plot.

Silage: Whole plant (silage) plots were harvested using a tractor-driven, three-point mounted one-row chopper. One row was analyzed for whole-plant yield and quality. Plot weight and moisture content were measured, and yields were adjusted to tons of dry matter per acre. A sub-sample was collected and analyzed using near infrared spectroscopy.

PRESENTATION OF DATA

Yield results for individual location trials and for multi-location averages are listed in Tables 7 through 22. Within each trial, hybrids are ranked by moisture averaged over all trials conducted in that zone during 2023. Yield data for both 2022 and 2023 are provided if the hybrid was entered in both years. Starting in 2009, a nearest neighbor analysis of variance for all trials as described by Yang et al. (2004, *Crop Science* 44:49–55) and Smith and Casler (2004, *Crop Science* 44:56–62) is included. A hybrid index (Table 2) lists relative maturity ratings, specialty traits, seed treatments, and production zones tested for each hybrid.

Relative maturity

Seed companies use different methods and standards to classify or rate the maturity of corn hybrids. To provide corn producers a “standard” maturity comparison for the hybrids evaluated, the average grain or silage moisture of all hybrids rated by the company’s relative maturity rating system are shown in each table as shaded rows. In these Wisconsin results tables, hybrids with lower moisture than a particular relative maturity average are likely to be earlier than that relative maturity, while those with higher grain moisture are most likely later in relative maturity. Company relative maturity ratings are rounded to 5-day increments.

The Wisconsin Relative Maturity rating system for grain (GRM) and silage (SRM) compares the harvest moisture of a grain or silage hybrid to the average moisture of company ratings using linear regression. Each hybrid is rated within the trial and averaged over all trials in a zone. Maturity ratings (company, GRM, and SRM) can be found in Table 2.

Grain performance index

Three factors—yield, moisture, and standability—are of primary importance in evaluating and selecting corn hybrids. A performance index (PI), which combines these factors in one number, was calculated for multi-location averages for grain trials. This index evaluates yield, moisture, and lodged stalks at a 50 (yield): 35 (moisture): 15 (lodged stalks) ratio.

The PI was computed by converting the yield, moisture (dry matter), and upright stalk values of each hybrid to a percentage of the test average. Then the PI for each hybrid that appears in the tables was calculated as follows:

$$\text{Performance Index (PI)} = \frac{[(\text{Yield} \times 0.50) + (\text{Dry matter} \times 0.35) + (\text{Upright stalks} \times 0.15)]}{100}$$

Silage performance index

Corn silage quality was analyzed using near infrared spectroscopy equations derived from previous work. Plot samples were dried, ground, and analyzed for crude protein (CP), acid detergent fiber (ADF), neutral detergent fiber (NDF), in-vitro cell wall digestibility (NDFD), in-vitro digestibility (IVD), and starch. Spectral groups and outliers were checked using wet chemistry analysis.

The **MILK2006** silage performance indices, milk per ton and milk per acre, were calculated using an adaptation by Randy Shaver (UW–Madison Department of Dairy Science) of the MILK91 model (Undersander, Howard, and Shaver; *Journal Production Agriculture* 6:231–235). In MILK2006, the energy content of corn silage was estimated using a modification of a published summative energy equation (Weiss and coworkers, 1992; *Animal Feed Science Technology* 39:95–110). In the modified summative equation, CP, fat, NDF, starch, and sugar plus organic acid fractions were included along with their corresponding total-tract digestibility coefficients for estimating the energy content of corn silage. Whole-plant dry matter content was normalized to 35% for all hybrids. The sample lab measure of NDFD was used for the NDF digestibility coefficient. Digestibility coefficients used for the CP, fat, and sugar plus organic acid fractions were constants. Dry matter intake was estimated using NDF and NDFD content assuming a 1,350-pound cow consuming a 30% NDF diet. Using National Research Council (NRC, 2001) energy requirements, the intake of energy from corn silage was converted to expected **milk per ton**. **Milk per acre** was calculated using milk per ton and dry matter yield per acre estimates (Schwab, Shaver, Lauer, and Coors, 2003; *Animal Feed and Science Technology* 109:1–18).

Least significant difference

Variations in yield and other characteristics occur because of variations in soil and growing conditions that lower the precision of the results. Statistical analysis makes it possible to determine, with known probabilities of error, whether a difference is real or whether it might have occurred by chance. Use the appropriate least significant difference (LSD) value at the bottom of the tables to determine true differences.

Least significant differences at the 10% level of probability are shown. Where the difference between two selected hybrids within a column is greater than or equal to the LSD value at the bottom of the column, you can be sure in nine out of ten cases that there is a real difference between the two hybrid averages. If the difference is less than the LSD value, the difference may still be real, but the experiment has produced no evidence of real differences. Hybrids that were not significantly lower in performance than the highest hybrid in a particular test are indicated with an asterisk (*).

HOW TO USE THE RESULTS

The results provide you with an independent, objective evaluation of the performance of unfamiliar hybrids that seed company sales representatives are promoting, as well as a comparison of these unfamiliar hybrids with competitive hybrids. Below are suggested steps to follow for selecting top performing hybrids for next year using these trial results:

1. **Use multi-location average data in shaded areas.** Consider single location results with extreme caution.
2. Begin with trials in the zone(s) nearest you.
3. Compare hybrids with similar maturities within a trial. You will need to divide most trials into at least two and sometimes three groups with similar average harvest moisture—within about a 2% range in moisture.

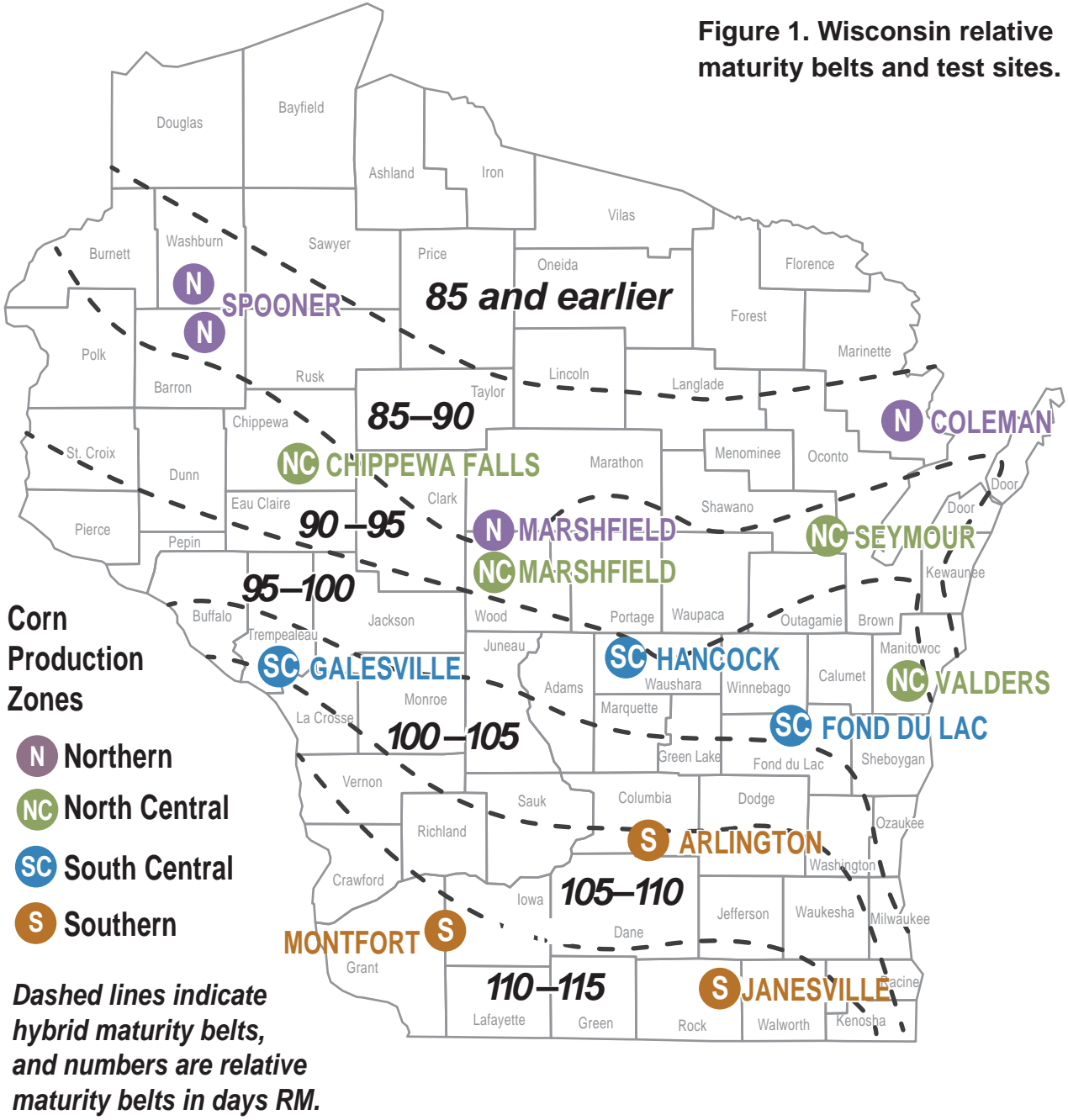
4. Make a list of five to 10 hybrids with highest 2022 performance index within each maturity group within a trial.
5. **Evaluate the consistency of the performance of the hybrids on your list** over the years and in other zones.
 - a. Scan the 2023 results. **Be wary** of any hybrids on your list that had a 2023 PI of 100 or lower. Choose two or three of the remaining hybrids that have relatively high PIs for **both** 2023 and 2022.
 - b. Check to see if the hybrids you have chosen were **entered in other zones**. (For example, some hybrids entered in the Southern Zone Trials, Tables 7 and 8, are also entered in the South Central Zone Trials, Tables 9 and 10.)
 - c. **Be wary** of any hybrids with a PI of 100 or lower for 2023 or 2022 in any other zones.
6. Repeat this procedure with about three maturity groups to select top-performing hybrids with a range in maturity in order to spread weather risks and harvest time.
7. Observe the relative performance of the hybrids you have chosen based on these trial results in several other reliable, unbiased trials and be wary of any with inconsistent performance.
8. Consider including the hybrids you have chosen in your own test plot, primarily to evaluate the way hybrids stand after maturity, dry-down rate, grain quality, or ease of combine shelling or picking.
9. Remember that you don't know what weather conditions (rainfall, temperature) will be like next year. Therefore, the most reliable way to choose hybrids with greatest chance to perform best next year on your farm is to consider performance in both 2023 and 2022 over a wide range of locations and climatic conditions.

Note: You are taking a tremendous gamble if you make hybrid selection decisions based on 2023 yield comparisons in only one or two local test plots.

FOR MORE INFORMATION

Current and past versions of *Wisconsin Corn Hybrid Performance Trials* (A3653) are available in Microsoft Excel and Acrobat PDF formats at the Wisconsin Corn Agronomy website: corn.agronomy.wisc.edu. To obtain a printed copy, visit UW-Extension's Learning Store at learningstore.uwex.edu, where the most current version of *Wisconsin Corn Hybrid Performance Trials* (A3653) can be ordered or downloaded. For more information on the Wisconsin Crop Improvement Association, visit: wcia.wisc.edu.

Figure 1. Wisconsin relative maturity belts and test sites.



Trait references

References to transgenic traits in this publication are for your convenience and are not an endorsement or criticism of one trait over other similar traits. Every attempt was made to ensure accuracy of traits in the hybrids tested. You are responsible for using traits according to the current label directions of seed companies. Follow directions exactly to protect the environment and people from misuse. Failure to do so violates the law.

Table 1. Companies included in the 2023 trials.

Brand	Company	Address	City	State	Zip	Website
Beck's	Beck's Hybrids	6767 E. 276th Street	Atlanta	IN	46031	beckshybrids.com
Blue River	Viking-Blue River	P.O. Box 127	Albert Lea	MN	56007	alseed.com
Brunner	Brunner Seed, Inc	W3850 US HWY 10	Durand	WI	54736	brunnerseed.com
Channel	Bayer Crop Science	800 N. Lindberg Blvd	St. Louis	MO	63141	channel.com
Cornelius	Cornelius Seed	14760 317th Ave	Bellevue	IA	52031	CorneliusSeed.com
Dairyland	Dairyland Seed	P.O. Box 958	West Bend	WI	53095	dairylandseed.com
Dekalb	Bayer Crop Science	800 N. Lindberg Blvd	St. Louis	MO	63141	aganytime.com
DenBesten	DenBesten Brand	36656 SD HWY 44	Platte	SD	57369	dakotasbestseedllc.com
DuPont Pioneer	Pioneer Hi-Bred Int'l, Inc	P.O. Box 1100	Johnston	IA	50131	pioneer.com
Foundation Direct Seeds	Foundation Direct Seeds	634 13th Avenue North	Onalaska	WI	54650	foundationorganicseed.com
Frontiersmen	Frontiersmen Inc.	210 N Third St.	Kentland	IN	47951	frontiersmen.ag
FS InVISION	Growmark, Inc	1701 Towanda Ave	Bloomington	IL	61701	fsseeds.com
Golden Harvest	Golden Harvest Seeds	2001 Butterfield Road	Downers Grove	IL	60515	GoldenHarvestSeeds.com
Jung	Bayer Crop Science	800 N. Lindberg Blvd	St. Louis	MO	63141	jungseedgenetics.com
Legacy Seeds	Legacy Seeds	P.O. Box 68	Scandinavia	WI	54977	legacyseeds.com
LG Seeds	LG Seeds	1122 E 169th Street	Westfield	IN	46074	lgseeds.com
NK Brand	NK Seeds	2001 Butterfield Road	Downers Grove	IL	60515	NK.com
O'Brien Hybrids	O'Brien Farms, Inc	552 Glenway Road	Brooklyn	WI	53521	obrienhybrids.com
PIP	Partners in Production	P.O. Box 777	Sun Prairie	WI	53590	pipseeds.com
Power Plus	Burrus Bros and AssocGrowers	826 Arenzille Rd	Arenzville	IL	62611	burrusseed.com
Prairie Hybrids	Prairie Hybrids Seeds	27445 Hurd Road	Deer Grove	IL	61243	prairiehybrids.com
ProHarvest	Brunner Seed, Inc	W 3850 HWY 10	Durand	WI	54736	brunnerseeds.com
Project Seeds	Project Seeds LLC	634 13th Avenue North	Onalaska	WI	54650	foundationorganicseed.com
Renk	Renk Seed Co.	6809 Wilburn Road	Sun Prairie	WI	53590	renkseed.com
Rob-See-Co	Rob-See-Co	209 3rd St.NE	West Bend	IA	50597	robseeco.com
Thunder Seed	Thunder Seed	806 Center Ave West	Dilworth	MN	56529	thunderseed.com
Tracy Seeds	Tracy Seeds, LLC	1805 S. State RD 140	Janesville	WI	53546	tracyseeds.com
Viking	Viking-Blue River	P.O. Box 127	Albert Lea	MN	56007	alseed.com
Wyffels	Wyffels Hybrids	13344 US HWY 6	Geneseo	IL	61254	wyffels.com

Table 2. Corn hybrids included in the 2023 trials. A star (*) indicates that the hybrid performed statistically similar to the highest hybrid for yield or performance index (P.I. or MILK2006) in one or more zones.

Brand	Technology:	Maturity			Seed		Brand	Technology:	Maturity			Seed	
Hybrid	Traits †	Co.	GRM	SRM	Trt	Traits ‡	Hybrid	Traits †	Co.	GRM	SRM	Trt	Traits ‡
Beck's							Dairyland						
* 5393P	1: None	103	103		257	7*	* DB-3722Q	75: CB,LL,RR,RW,bmr	97		95	231	20*
* 5413P	1: None	104	105		257	7*	* DB-4022Q	75: CB,LL,RR,RW,bmr	100		99	231	18*
							* DB-4522Q	75: CB,LL,RR,RW,bmr	105		104	231	16*,19
Blue River							* DB-4891SE	24: CB,LL,RR,RW,bmr	108		110	231	14*,17
* 24-01	1: None	101	100	103	149	12*,19*,21*	* DB-5005Q	75: CB,LL,RR,RW,bmr	110		110	231	14,17*
* 30K84	1: None	90		95	253	20*	DS-2612AM	56: CB,LL,RR	86	88		231	13
* 42C87	1: None	98	100		194	22*	DS-2919AM	56: CB,LL,RR	89	88		231	13
45-97UP	1: None	97	97		253	12,22	* DS-3022AM	56: CB,LL,RR	90	90		231	11,13*
* 49M23	1: None	103	105	104	253	10,16*,21	* DS-3159AM	56: CB,LL,RR	91	91		231	11*,13*
62-93UP	1: None	93	96		194	22	* DS-3162Q	75: CB,LL,RR,RW	91		93	231	20*
62G22	1: None	110		109	253	14	* DS-3203Q	75: CB,LL,RR,RW	92	92	94	231	11,13,20*
* 82-14P	1: None	114		114	253	15*	* DS-3477AM	56: CB,LL,RR	94	91		231	11*,13*
							DS-3599Q	75: CB,LL,RR,RW	95	95		231	9,11
Brunner							* DS-3601AM	56: CB,LL,RR	96	98	95	231	9,12,20*
2882	1: None	88	89		254	13	* DS-3881AM	56: CB,LL,RR	98	99		231	9*,12
* 3904AA	70: CB,LL,RR	90	91		254	13*	* DS-3900AM	56: CB,LL,RR	99	99		231	9*
* 3911-3110	6: CB,LL,RR	91	90		254	13*	DS-4003Q	75: CB,LL,RR,RW	100	101		231	7,9
3942	1: None	94	94		254	11	* DS-4219AM	56: CB,LL,RR	102	103	104	231	7*,10,19
3990	1: None	99	97		254	12	DS-4365AM	56: CB,LL,RR	103	103		231	7,10
4043	1: None	104	103		136	10	* DS-4510Q	75: CB,LL,RR,RW	105	105		231	7*
							* DS-4686AM	56: CB,LL,RR	106	105		231	7*
Channel							DS-4833AM	56: CB,LL,RR	108	110		231	8
* 198-99SSPRIB	80: CB,LL,RR,RW	98		100	224	18*	* DS-5095AM	56: CB,LL,RR	110	111		231	8*
* 200-23VT2PRIB	50: CB,RR	100		99	263	18*	* DS-5279Q	75: CB,LL,RR,RW	112		113	231	15*
201-07SSPRIB	80: CB,LL,RR,RW	101		103	224	19	* HlDF-3522Q	75: CB,LL,RR,RW	95		96	231	18*,20*
* 202-70TRERIB	76: CB,RR	102		104	224	19*	* HlDF-3802Q	75: CB,LL,RR,RW	102		104	231	16*,19*
* 203-70TRERIB	76: CB,RR	103		104	224	16*,19*	* HlDF-3855Q	75: CB,LL,RR,RW	98		96	231	18,20*
* 203-83STXRIB	49: CB,LL,RR,RW	103		104	224	16*,19*	* HlDF-4073Q	75: CB,LL,RR,RW	100		96	231	18*,20*
206-16SSPRIB	80: CB,LL,RR,RW	106		104	224	16,19	* HlDF-4545Q	75: CB,LL,RR,RW	105		105	231	16*,19*
* 210-08VT2PRIB	50: CB,RR	110		111	224	17*	* HlDF-5000Q	75: CB,LL,RR,RW	110		110	231	14*,17*
* 210-99STXRIB	49: CB,LL,RR,RW	110		111	224	17*	HlDF-5202Q	75: CB,LL,RR,RW	112		114	231	15
* 211-11SSPRIB	80: CB,LL,RR,RW	111		106	264	17,19*	Dekalb						
* 212-40VT4PRIB	81: CB,LL,RR,RW	112		111	260	17*	* DKC101-35VT2RIB	50: CB,RR	101	101		232	7*,9*
* 212-52SSPRIB	80: CB,LL,RR,RW	112		110	224	17*	* DKC105-35VT2RIB	50: CB,RR	105	104		232	7*,10*
Cornelius							* DKC111-35VT2RIB	50: CB,RR	111	110		232	8*
* C6400DGDP	67: CB,DT,RR	104	104		175	7*	DKC32-35VT2RIB	50: CB,RR	82	85		232	13
C6438DP	21: CB,RR	104	104		175	7	DKC35-34SSRIB	49: CB,LL,RR,RW	85	87		233	13
* C6472TRE	76: CB,RR	104	104		175	7*	* DKC36-48VT2RIB	50: CB,RR	86	86		232	13*
* C6525SSP	80: CB,LL,RR,RW	105	104		175	7*	DKC39-55VT2RIB	50: CB,RR	89	87		232	13
* C6578PC	71: CB,LL,RR	105	104	108	175	7,14*	DKC40-64SSRIB	49: CB,LL,RR,RW	90	92		233	11
* C6645PC	71: CB,LL,RR	106		109	175	14*	DKC45-35VT2RIB	50: CB,RR	95	93		232	11
* C6824PC	71: CB,LL,RR	108	109	109	175	8*,14*	* DKC45-74SSRIB	49: CB,LL,RR,RW	95	96	94	233	11,20*
* C6847TRE	76: CB,RR	108	111		175	8*	DKC47-85VT2RIB	50: CB,RR	97	97		232	9,12
C6936SS	23: CB,LL,RR,RW	109	110		175	8	DKC48-34SSRIB	49: CB,LL,RR,RW	98	98		233	9,12
* C7048SSP	80: CB,LL,RR,RW	110	110	109	175	8,14*	DKC49-24SSRIB	49: CB,LL,RR,RW	99	98		233	9
* C7202SSP	80: CB,LL,RR,RW	112	111	113	175	8*,15	DKC53-94SSRIB	49: CB,LL,RR,RW	103		104	233	19
* C7235PC	71: CB,LL,RR	112	111	113	175	8,15*	* DKC56-65SSRIB	49: CB,LL,RR,RW	106	105		233	7*,10
* C7448PC	71: CB,LL,RR	114	112	113	175	8,15*	* DKC59-07SSRIB	49: CB,LL,RR,RW	109	108	110	233	8,10,14,17*
							* DKC59-81SSRIB	49: CB,LL,RR,RW	109	109		233	8*

† See Table 3 for transgenic technology details. Traits: CB= Corn borer, DT= Drought tolerant, LL= Liberty Link, RR= Roundup Ready, RW= Corn rootworm; Other: bmr= brown midrib, lfy= leafy, ND= Nutri-Dense, w= white, wo= water optimized

‡ See Table 4 for seed treatment details.

Table 2 (continued). Corn hybrids included in the 2023 trials. A star (*) indicates that the hybrid performed statistically similar to the highest hybrid for yield or performance index (P.I. or MILK2006) in one or more zones.

Brand	Technology:	Maturity			Seed		Brand	Technology:	Maturity			Seed	
Hybrid	Traits †	Co.	GRM	SRM	Trt	Traits †	Hybrid	Traits †	Co.	GRM	SRM	Trt	Traits †
DKC63-91SSRIB	49: CB,LL,RR,RW	113	110		233	8	G01B63-AA-EZ1	70: CB,LL,RR	101	99		256	9
DenBesten							* G02K39-D-EZ1	57: CB,LL,RR,RW	102	103	104	252	10,19*
* DB32-02	1: None	102	101		3	21,22*	G07G73-D- EZ1	57: CB,LL,RR,RW	107	106	105	252	7,16
* DB34-92	1: None	92	95		3	22*	G10B61-AA-EZ1	70: CB,LL,RR	110	111		256	8
DB41-95-OR	1: None	95	94		3	22	* G11V76-D-EZ1	57: CB,LL,RR,RW	111	111		252	8
DB41-98-OR	1: None	98	97		3	22	* G12S75-D-EZ1	57: CB,LL,RR,RW	112		113	252	15*
DB42-04-OR	1: None	104	104		3	21	G85B04-AA-EZ1	70: CB,LL,RR	85	89		256	13
* DBEXP06	1: None	106	106		3	21*	G90B11-AA-EZ1	70: CB,LL,RR	90	89		256	13
DuPont Pioneer							* G91V51-DV- EZ1	58: CB,LL,RR,RR,RW,wo	91	91	93	252	13,20*
P0177AM	56: CB,LL,RR	100	99		66	9	* G92A51-AA-EZ1	70: CB,LL,RR	92	92		256	11*
* P9955Q	75: CB,LL,RR,RW	99	99		66	9*	G97B68-DV- EZ1	58: CB,LL,RR,RW	97	98		252	12
FS InVISION							Jung						
* FS 3525L1 EZR	59: CB,LL,RR	85	89		136	13*	30DP304	50: CB,RR	80	86		227	13
* FS 4008V RIB	50: CB,RR	90	90		136	11,13*	33DP303	50: CB,RR	83	86		227	13
* FS 4535D2 EZR	58: CB,LL,RR,RW	95	94	96	136	11*,13,18*	36DP314	50: CB,RR	86	86		227	13
* FS 4715V RIB	50: CB,RR	97	95		136	12,13*	38DP323	50: CB,RR	89	87		227	13
* FS 4927T RIB	76: CB,RR	99	97	97	136	12,18*	* 40DP401	50: CB,RR	90	86	92	227	13*,20*
FS 5035P RIB	80: CB,LL,RR,RW	100	99	98	136	12,18	* 43FP404	81: CB,LL,RR,RW	93	91	93	260	13*,20*
* FS 5115X RIB	49: CB,LL,RR,RW	101	100	104	136	9,16*	45DP414	50: CB,RR	95	93		227	11
FS 5125L1A EZR	70: CB,LL,RR	101	98		136	9	* 45SS423	49: CB,LL,RR,RW	95	94	94	227	11,20*
* FS 5335P RIB	80: CB,LL,RR,RW	103	105	104	136	10,16*	46SS424	49: CB,LL,RR,RW	96	97		227	12
* FS 5525VDG RIB	68: CB,DT,RR	105	104	104	136	10,16*	* 46SS428	49: CB,LL,RR,RW	96		94	227	20*
FS 5594X RIB	49: CB,LL,RR,RW	105	104		136	10	* 47SP434	80: CB,LL,RR,RW	97		94	227	20*
* FS 5725X	49: CB,LL,RR,RW	107	107	105	136	10*,16*	48DT444	76: CB,RR	98	98		227	12
* FS 5835V RIB	50: CB,RR	108	108	111	136	10*,17*	* 48SS420	49: CB,LL,RR,RW	98	97	97	227	12,18*
* FS 5935X RIB	49: CB,LL,RR,RW	109	111	109	136	8,14*	48SS443	49: CB,LL,RR,RW	98	98		227	12
* FS 6025X RIB	49: CB,LL,RR,RW	110	110	109	136	8*,14	* 50DT503	76: CB,RR	100	99		227	9*
FS 6133VDG RIB	68: CB,DT,RR	111	110		136	8	* 51FP504	81: CB,LL,RR,RW	101	100		260	9*
FS 6217X RIB	49: CB,LL,RR,RW	112	110		136	8	* 51SS500	49: CB,LL,RR,RW	101		104	227	19*
* FS 6432P RIB	80: CB,LL,RR,RW	114	111	113	136	8*,15	53DP523	50: CB,RR	103	104		227	10
Foundation Direct Seeds							53SS534	49: CB,LL,RR,RW	103	105		227	10
* 8305UT	1: None	105	104		170	21*	54SP533	80: CB,LL,RR,RW	104	104		227	10
* 8552UT	1: None	100	104		170	21*	54SS522	49: CB,LL,RR,RW	104		103	227	19
8636UT	1: None	100	104		170	21	* 55DP514	50: CB,RR	105	104		227	7*
* 8681UT	1: None	98	96		170	22*	* 56FP544	81: CB,LL,RR,RW	106	106		260	7*
* ORG8833	1: None	91	95		170	22*	* 56SS538	49: CB,LL,RR,RW	106	104	104	227	7,19*
ORG8844	1: None	94	96		170	22	* 57DP553	50: CB,RR	107	105		227	7*
Frontiersman							57SS552	49: CB,LL,RR,RW	107		105	227	16
EXP102-C3PCE	71: CB,LL,RR	102	104		151	10	* 59SP554	80: CB,LL,RR,RW	109	110		227	8*
094-L1VT2P	50: CB,RR	94	93		151	11	* 61SS613	49: CB,LL,RR,RW	111	110		227	8*
* 096-C2PCE	71: CB,LL,RR	96	98		151	9*	63SP614	80: CB,LL,RR,RW	113		112	227	17
EXP-86-C3PCE	71: CB,LL,RR	86	90		151	11	63SP633	80: CB,LL,RR,RW	113		112	227	17
Golden Harvest							* 65SP634	80: CB,LL,RR,RW	115	111	114	227	8*,15*
G00A97-AA-EZ1	70: CB,LL,RR,wo	100	99		256	9	65SS611	49: CB,LL,RR,RW	115		114	227	15
							* 67SS644	49: CB,LL,RR,RW	117		113	227	15*
							LG Seeds						
							* LG37C33VT2RIB	50: CB,RR	87	89		53	13*
							LG42C37-522EZ	58: CB,LL,RR,RW	92	92		228	11
							* LG42C80VT2PRO	21: CB,RR	92	90		53	13*

† See Table 3 for transgenic technology details. Traits: CB= Corn borer, DT= Drought tolerant, LL= Liberty Link, RR= Roundup Ready, RW= Corn rootworm; Other: bmr= brown midrib, lfy= leafy, ND= Nutri-Dense, w= white, wo= water optimized

‡ See Table 4 for seed treatment details.

Table 2 (continued). Corn hybrids included in the 2023 trials. A star (*) indicates that the hybrid performed statistically similar to the highest hybrid for yield or performance index (P.I. or MILK2006) in one or more zones.

Brand	Technology:	Maturity		Seed		Brand	Technology:	Maturity		Seed			
Hybrid	Traits †	Co.	GRM	SRM	Trt	Traits †	Hybrid	Traits †	Co.	GRM	SRM	Trt	Traits †
LG47C77STXRIB	49: CB,LL,RR,RW	97	97		53	12	NK9991-D	57: CB,LL,RR,RW	99	99		252	9
* LG48C87VT2PRO	21: CB,RR	98	99		53	12*	* NKN1040-AA	70: CB,LL,RR	110	111		256	8*
* LG49C28VT2RIB	50: CB,RR	99	98		53	9*							
* LG51C62VT2RIB	50: CB,RR	101	99		53	9*	O'Brien Hybrids						
LG52C42	1: None	102	104		228	10	* OB1105	1: None	105	105		97	7*
LG53C44VT2PRO	21: CB,RR	103	103		53	10	OB1135W	1: None	100		104	97	16
* LG54C55	1: None	104	104		228	7*	OB2102PCE	71: CB,LL,RR	102	105		97	10
LG56C78-3110	6: CB,LL,RR	106	105		228	7	OB2106PCE	71: CB,LL,RR	106	107	109	97	7,14
* LG59C72VT2RIB	50: CB,RR	109	109		53	8*	OBX5105	7: CB,LL,RR,RW	105	108		97	7
LG60C86-522EZ	58: CB,LL,RR,RW	110	112		228	8	* OBX5110	7: CB,LL,RR,RW	110	111	109	97	8,14*
							OBX97	1: None	95	101	98	97	9,18
Legacy Seeds							Organic						
* LC363-23 AA	70: CB,LL,RR	86	89		149	13*	UW Check I	1: None	97	98		3	22
LC364-23 VT2P	21: CB,RR	86	86		151	13	UW Check I-HW	1: None	97	98		3	22
LC384-22 VT2P	21: CB,RR	88	89		151	13	UW Check J	1: None	103	102		3	21
* LC403-22 AA	70: CB,LL,RR	90	92	92	149	13*,20*	PIP						
LC444-21	1: None	94	94		149	11	* 4297	1: None	97	98		256	9*
* LC451-21 VT2P	50: CB,RR	95	93		151	11*	4393	1: None	93	94		256	11
* LC454-22 VT2P	21: CB,RR	95	94	94	151	11,20*	* 5402	1: None	102		104	256	19*
* LC465-23 PWE	71: CB,LL,RR	96	98	97	149	9*,12*,18*	* 5403	1: None	103	104		256	7*
* LC474-23 PWE	71: CB,LL,RR	97	98	98	149	9,12,18*	Power Plus						
LC492-22 VT2P	21: CB,RR	99	98		151	9,12	* 1K18Q	75: CB,LL,RR,RW	100	103		258	7*
LC494-23 PWE	71: CB,LL,RR	99	98	99	149	9,12,18	* 1U41AM	56: CB,LL,RR	102	104		258	7*
* LC503-22 AA	70: CB,LL,RR	100	99	98	149	9,18*	* 2J67Q	75: CB,LL,RR,RW	105	105		258	7*
LC512-22 VT2P	21: CB,RR	101	100		149	9	* 3W97Q	75: CB,LL,RR,RW	107	106		258	7*
* LC525-21 PWE	71: CB,LL,RR	102	105	104	149	10,16*,19*	5J21AM	56: CB,LL,RR	110	111		258	8
* LC534-23 TRE	76: CB,RR	103	104		151	7*,10	Prairie Hybrids						
* LC551-22 SSX	49: CB,LL,RR,RW	105	104		151	7*,10	* 2441	1: None	102	99		248	22*
* LC554-21 DGV2P	67: CB,DT,RR	104	104		151	7*	* 2741	1: None	102	98		248	22*
* LC554-22PWE	71: CB,LL,RR	104	104	104	149	7*,10,16*	* 3051	1: None	105	105		248	21*
* LC554-23 SSX	23: CB,LL,RR,RW	105	104	105	151	7,10*,16*	* 3259	1: None	105	104		128	10*
LC623-21 5122EZ	57: CB,LL,RR,RW	112		112	149	15,17	4273	1: None	107	106		128	10
* LC644-23	6: CB,LL,RR	114		112	149	15*,17	4470	1: None	106	104		128	10
							5141	1: None	109	106		248	21
NK Brand							* 5200	1: None	107		106	128	14,16*
NK0007-AA	70: CB,LL,RR	100	99		256	9	* 5881	1: None	109	104		248	21*
NK0295-AA	70: CB,LL,RR	102	103		256	7,10	* 5883	1: None	109	109	108	128	8*,14,17*
NK0367-AA	70: CB,LL,RR	103	104		256	7,10	* 591	1: None	95	94		248	22*
* NK0440-AT	60: CB,LL,RR,RW	104		104	252	16*	6590	1: None	111	110		128	8
NK0835-AA	70: CB,LL,RR	108	110		256	8	* 7291	1: None	112		113	128	15*
NK1188-D	57: CB,LL,RR,RW	111	111		252	8	8683	1: None	115		113	128	15
* NK1239-D	57: CB,LL,RR,RW	112		111	252	15*,17*	8759	1: None	114		114	128	15
NK1333-AA	70: CB,LL,RR	113	111		256	8	ProHarvest						
* NK1354-D	57: CB,LL,RR,RW	113		113	252	15*	* 4255RR2	16: RR	92	90		254	13*
* NK1480-DV	58: CB,LL,RR,RW	114	110	114	252	8*,15*	4990VT2PRIB	50: CB,RR	99	98		136	9,12
NK8232-AA	70: CB,LL,RR	82	86		256	13	57P17VT2PRIB	50: CB,RR	87	88		136	13
* NK8558-AA	70: CB,LL,RR	85	90	91	256	11,13*,20*							
* NK9021-D	57: CB,LL,RR,RW	90	91	94	252	11,13,20*							
NK9044-AA	70: CB,LL,RR	90	91		256	11,13							
* NK9771-DV	58: CB,LL,RR,RW	97	98	95	252	9,12,18,20*							
NK9832-AA	70: CB,LL,RR,wo	98	98		256	9,12							

† See Table 3 for transgenic technology details. Traits: CB= Corn borer, DT= Drought tolerant, LL= Liberty Link, RR= Roundup Ready, RW= Corn rootworm; Other: bmr= brown midrib, lfy= leafy, ND= Nutri-Dense, w= white, wo= water optimized

‡ See Table 4 for seed treatment details.

Table 2 (continued). Corn hybrids included in the 2023 trials. A star (*) indicates that the hybrid performed statistically similar to the highest hybrid for yield or performance index (P.I. or MILK2006) in one or more zones.

Brand Hybrid	Technology: Traits †	Maturity		Seed		Traits †	Brand Hybrid	Technology: Traits †	Maturity		Seed		Traits †
		Co.	GRM	SRM	Trt				Co.	GRM	SRM	Trt	
* 64P24VT2PRIB	50: CB,RR	94	94		136	9,11,13*	RC4185-VT2P	50: CB,RR	91	91		151	11,13
* 69P79TRE	76: CB,RR	98	98		136	9*,12	* RC4213-AA	70: CB,LL,RR	92	92	93	255	11*,13*,20*
71P16VT2PRIB	50: CB,RR	101	100		136	9,12	* RC4225-RR2	16: RR	92	89	94	151	11,13*,20*
73P40PC	71: CB,LL,RR	104		103	136	19	RC4518-VT2P	50: CB,RR	95	94		255	9,11
* 74P51VT2PRIB	50: CB,RR	104	103	104	136	10,19*	* RC4520-DGVT2P	68: CB,DT,RR	95	95		53	9,11*
* EXP96S	16: RR	96		96	136	18*	RC4680VT2P	50: CB,RR	96	97		53	12
Project Seeds							Thunder Seed						
* PS24-95	1: None	95	93		43	13*	RC4937-SSP	80: CB,LL,RR,RW	99	98		53	9
PS24-98	1: None	98	100	97	43	12,20	RC5120-TRE	76: CB,RR	101	99		53	9
Renk							RC5300-VT2P						
RK223RR	16: RR	82	86		149	13	50: CB,RR	103	103		151	10	
RK227VT2P	50: CB,RR	82	85		133	13	T6185 VT2P	50: CB,RR	85	86		151	13
RK261VT2P	21: CB,RR	86	86		174	13	* T6294 VT2P	68: CB,DT,RR	94	94		151	11*
* RK296AA	52: CB,LL,RR	89	93		149	13*	T6298 VT2P	50: CB,RR	98	98		151	12
* RK297VT2P	50: CB,RR	88	88		133	13*	T6300 VT2P	50: CB,RR	100	98		151	12
* RK400VT2P	50: CB,RR	90	90		133	13*	T6389 VT2P	50: CB,RR	89	87		151	13
* RK429-3220	59: CB,LL,RR	93		94	149	18*,20*	* T6390 AA	70: CB,LL,RR	90	88		175	13*
* RK444VT2P	50: CB,RR	93	93		133	11*	T6485 PC	71: CB,LL,RR	85	87		175	13
* RK485DGVT2P	68: CB,DT,RR	94	94		133	11*	* T6490 VT2P	50: CB,RR	90	87		151	13*
RK502SSSTX	49: CB,LL,RR,RW	95	95		136	11	T6497 TRE	76: CB,RR	97	97		151	12
RK561DGVT2P	68: CB,DT,RR	95	93		133	11	* T6498 PC	71: CB,LL,RR	98	98		175	12*
* RK571PWE	71: CB,LL,RR	96	97		230	12*	T6992 VT2P	50: CB,RR	92	91		151	11
RK579DGVT2P	68: CB,DT,RR	99	98		133	12	Tracy Seeds						
RK582SSSTX	23: CB,LL,RR,RW	98	98		136	12	* T101-33	71: CB,LL,RR	101	100		204	9*
RK590VT2P	50: CB,RR	98	97		133	12	* T104-34	71: CB,LL,RR	104	104		204	7*,10
RK597SSPRO	80: CB,LL,RR,RW	99	98		136	12	* T106-32	71: CB,LL,RR	106	104		204	7*
* RK600VT2P	50: CB,RR	100	98		133	9*,12	T107-34	57: CB,LL,RR,RW	107	106		204	7
RK609VT2P	50: CB,RR	101	99		133	9	* T108-34	71: CB,LL,RR	108	110		204	8*
RK625DGVT2P	68: CB,DT,RR	104	103		133	10	* T113-34	58: CB,LL,RR,RW	113		113	204	15*
RK628VT2P	21: CB,RR	102	103		174	10	Viking						
* RK642VT2P	50: CB,RR	103		104	133	19*	24-99	1: None	99	98		149	9
* RK700SSSTX	49: CB,LL,RR,RW	108	107	104	136	10,19*	24SM15	1: None	115		115	149	15
RK703PWE	71: CB,LL,RR	106	107		230	10	72-06	1: None	106	105		253	10
RK707TRE	76: CB,RR	105	105		174	10	* Fodder 5	1: None	110		109	253	14*
RK720TRE	76: CB,RR	106	104		133	10	Viking-Blue River						
RK766SSPRO	80: CB,LL,RR,RW	109	108		136	10	46-02	1: None	102	103		253	10
* RK773TRE	76: CB,RR	109	109		174	8*,10*	46-02P	1: None	102	102		194	21
* RK811PWE	71: CB,LL,RR	111	111	112	230	8,17*	51-04	1: None	104		104	253	16
* RK895DGVT2P	68: CB,DT,RR	113	110	112	133	8,17*	52-96	1: None	96	96		253	12
RK915VT2P	50: CB,RR	115		111	133	17	84-04	1: None	104	103		149	10
RK940SSSTX	49: CB,LL,RR,RW	115		112	136	17	* 84-04P	1: None	104	102		194	21*
Rob-See-Co							* 85-09						
D97-95-VT2P	50: CB,RR	95	98		151	9	1: None	109	109		253	8*	
* D98-43-TRE	76: CB,RR	98	98		53	9*	Wyffels						
* D99-08-VT2P	50: CB,RR	100	98		151	9*	* W2446RIB	50: CB,RR	100	103		251	7*
RC3880-VT2P	50: CB,RR	88	88		151	13	* W3309	80: CB,LL,RR,RW	103	104		251	7*
* RC4120-VT2P	50: CB,RR	91	89		151	13*	* W3579RIB	80: CB,LL,RR,RW	105	105		251	7*
RC4166-V	6: CB,LL,RR	91	92		151	11	* W5406	21: CB,RR	108	108		251	8*

† See Table 3 for transgenic technology details. Traits: CB= Corn borer, DT= Drought tolerant, LL= Liberty Link, RR= Roundup Ready, RW= Corn rootworm; Other: bmr= brown midrib, lfy= leafy, ND= Nutri-Dense, w= white, wo= water optimized

‡ See Table 4 for seed treatment details.

Table 3. List of transgenic technologies used in corn hybrids entered in the 2023 UW corn trials.

Technology †	First		Traits ‡	Grain yield §		Forage yield §	
	Year	Abbreviation		N	Bu/A	N	T/A
1 Conventional	1930	Conv	None	301	-5.6	135	-0.17
6 Agrisure Viptera® 3110	2011	Vip3110	CB,LL,RR	34		12	
7 Agrisure Viptera® 3111	2010	Vip3111	CB,LL,RR,RW	18		6	
16 Roundup Ready® Corn 2	2000	RR2	RR	50	-5.9	21	
21 VT Double Pro™	2008	VT2Pro	CB,RR	152	-0.8	12	
23 SmartStax™	2008	GENSS	CB,LL,RR,RW	37		6	
24 DAS SmartStax™	2009	DASSS	CB,LL,RR,RW			12	
49 SmartStax™ RIB	2013	GENSSRIB	CB,LL,RR,RW	300	-1.7	170	-0.09
50 VT Double Pro™ RIB	2008	VT2ProRIB	CB,RR	768	-1.5	57	0.19
52 Agrisure Viptera® 3220	2013	Vip3220	CB,LL,RR	15			
56 Optimum® AcreMax®	2013	AMRIB	CB,LL,RR	246	* 4.3	21	
57 Agrisure Duracade® 5122 E-Z Refuge®	2014	DUR5122RIB	CB,LL,RR,RW	80	-8.3	69	0.11
58 Agrisure Duracade® 5222 E-Z Refuge®	2014	DUR5222RIB	CB,LL,RR,RW	105	-0.4	54	0.23
59 Agrisure Viptera® 3220 E-Z Refuge®	2014	Vip3220RIB	CB,LL,RR	13		21	
60 Agrisure® 3122 E-Z Refuge®	2014	3122RIB	CB,LL,RR,RW			6	
67 VT Double Pro™ DroughtGard™	2016	VT2ProDG	CB,DT,RR	17			
68 VT Double Pro™ DroughtGard™ RIB	2016	VT2ProDGRIB	CB,DT,RR	105	* 5.2	12	
70 Agrisure® 3120 E-Z Refuge®	2016	3120RIB	CB,LL,RR	329	-6.3	45	
71 Powercore Enlist	2018	PCORE	CB,LL,RR	272	* 6.8	98	0.06
75 Qrome®	2019	Q	CB,LL,RR,RW	121	* 1.9	204	0.03
76 Trecepta®	2020	TRE	CB,RR	151	* 9.8	33	
80 Smartstax® Pro	2022	SSP	CB,LL,RR,RW	132	* 6.5	121	-0.06
81 VT Quad Pro™ RIB	2023	VT4ProRIB	CB,LL,RR,RW	33		18	
LSD (0.10)					9.0		NS

† See Table 2 for specific hybrid transgenic technologies.

‡ Traits: CB= Corn borer, DT= Drought tolerant, LL= Liberty Link, RR= Roundup Ready, RW= Corn rootworm

§ Grain and forage yield of early and late trials are calculated in relation to the trial mean. A minimum of 50 plots was required before inclusion into the analysis.

* Technologies that performed statistically similar to the highest technology in the trial.

Table 4. List of seed treatments used on corn hybrids entered in the 2023 UW corn trials.

Seed	Treatment Mix					Seed Treatment Brand	Grain yield†		Forage yield†		
	Biological	Fungicide	Insecticide	Micronutrients	Nematicide		PGR	N	Bu/A	N	T/A
3	Untreated						101				
43	MaximXL Cruiser						26		12		
53	Poncho500 VOTIVO						149	* 7.9			
66	Unknown						18				
97	Dynasty+MaximXL Cruiser250						54	-16.4	27		
128	Apron+Dynasty+Maxim+TBZ					Maxim Quattro	44		42		
133	Maxim Quattro Cruiser250					Maxim Quattro+Cruiser250	158	* 1.3	21		
136	Apron+Stratego+Vortex Poncho500 VOTIVO					Acceleron+Poncho500+VOTIVO	430	* 1.0	116	0.23	
149	Maxim Quattro Cruiser 5FS					CruiserMaxx Corn250	214	* 5.6	128	0.06	
151	Apron+Stratego+Vortex Poncho250					Acceleron 250	394	-1.1	30		
170	1R - seed treatment					1R - seed treatment	63				
174	Apron+Stratego+Vortex Poncho500					Acceleron 500	48				
175	Maxim Quattro+Vibrance Cruiser250					CruiserMaxx Corn250+Vibrance	149	* 4.6	42		
194	1R seed treatment+SabrEx					1R seed treatment+SabrEx	42				
204	Apron+Dynasty+Maxim+TBZ Cruiser250 Wuxal Terios Zn+					Maxim Quattro+Cruiser250+Zinc	53	* 7.4	6		
224	Acceleron B-360 ST Poncho500 VOTIVO								89	-0.4	
227	Acceleron B-360 ST Poncho500						231	-0.6	119	0.06	
228						AgriShield Max	48				
230	Maxim Quattro+Rancona+IntegoSolo Poncho500 VOTIVO					Lumigen+Poncho500+VOTIVO	30		6		
231	Maxim Quattro+Rancona+IntegoSolo Poncho1250 VOTIVO					Lumigen+Poncho1250+VOTIVO	306	* 2.6	237	-0.11	
232	Acceleron B-360 ST Metalaxyl+Fluoxastrobin+Prothioconazole Poncho500						121	* 1.0			
233	Acceleron B-360 ST Metalaxyl+Fluoxastrobin+Prothioconazole Poncho500 VOTIVO						121	-4.4	33		
248						Emerge+	63				
251	Apron+Picarbutrazox+Stratego+Vortex Poncho250					Acceleron 250+Vayantis	45				
252	ApronXL+Dynasty+MaximXL+Vayantis Cruiser Avicta					Avicta Complete 1250+Vayantis	129	-3.1	102	0.1	
253	Thiamethoxam trichoderma microorganism spores					Cruiser250+Sabre Ex	81	-9.6	42		
254	Vibrance Cruiser250					Corn250+Vibrance	81	* 2.1			
255	Maxim Quattro+Picarbutrazox+Vibrance Cruiser 5FS					CruiserMaxx250+Vayantis+Vibrance	47		12		
256	Maxim Quattro+Picarbutrazox+Vibrance Cruiser 5FS					CruiserMaxx500+Vayantis	257	-9.3	21		
257						Escalate	18				
258	Clothianidin					Lumisure 1250	44				
260	Acceleron B-360 ST Metalaxyl+Fluoxastrobin+N-314+Prothioconazole Poncho1250						33		18		
263	LCO SP104 Metalaxyl+Ethaboxam+Fluoxastrobin+Prothioconazole Poncho500								9		
264	LCO SP104 Metalaxyl+Ethaboxam+Fluoxastrobin+Prothioconazole Poncho500 VOTIVO								21		
	LSD (0.10)							8.4		NS	

† See Table 2 for specific seed treatments applied to hybrids.

‡ Grain and forage yield are calculated in relation to the trial mean. A minimum of 50 plots was required before inclusion in the analysis.

* Treatments that performed statistically similar to the highest treatment in the trial.

Table 5. 2023 Temperature and Precipitation Summary.

Location	Temperature (Average) Precipitation (Total)	May		June		July		August		September	
		30-year	2023	30-year	2023	30-year	2023	30-year	2023	30-year	2023
		Normal	Departure	Normal	Departure	Normal	Departure	Normal	Departure	Normal	Departure
Arlington	Temperature	57.1	1.7	67.3	1.5	70.7	0.4	68.8	0.7	61.5	4.0
	Precipitation	3.9	-2.9	5.3	-4.3	3.8	1.1	4.1	0.0	3.1	-1.4
Chippewa Falls* (Menomonie)	Temperature	58.5	0.0	69.6	0.0	69.3	0.0	69.1	0.0	64.6	0.0
	Precipitation	4.9	-3.3	4.9	-2.8	3.7	2.4	4.4	-0.4	3.5	0.7
	Irrigation	0.0		2.0		4.3		4.0		1.5	
Coleman (Oconto)	Temperature	54.6	-0.5	65.3	-1.6	69.1	-1.1	67.3	-0.9	60.2	2.6
	Precipitation	3.4	-0.3	4.1	-1.3	3.9	1.9	3.6	-0.4	3.3	-2.6
Fond du Lac	Temperature	56.5	11.0	67.0	4.4	71.1	-1.7	69.3	-4.9	62.1	-9.9
	Precipitation	3.5	-1.9	4.3	-1.5	3.7	1.9	3.7	-0.1	3.0	-1.0
Galesville (Trempealeau)	Temperature	59.7	0.9	69.8	1.2	73.3	-1.7	71.3	1.0	63.9	2.3
	Precipitation	4.4	-2.4	4.5	-1.6	4.3	-0.3	4.3	-2.9	3.5	0.1
Hancock*	Temperature	56.8	-0.2	66.8	2.0	70.5	-1.4	68.6	0.3	61.3	3.2
	Precipitation	4.0	-2.0	5.1	-1.7	3.9	-1.2	4.3	-1.8	3.1	0.4
	Irrigation	0.6		3.6		5.7		5.8		1.4	
Janesville (Afton)	Temperature	58.7	0.6	69.0	-0.2	72.6	-0.1	70.9	0.3	63.5	2.6
	Precipitation	4.0	-1.8	4.7	-3.5	4.4	0.3	4.3	-2.4	3.5	-0.2
Marshfield	Temperature	56.1	0.1	66.0	1.1	70.0	-1.6	67.9	0.1	60.4	2.3
	Precipitation	4.0	-1.0	4.7	-2.2	3.8	-0.2	4.2	-2.1	3.6	0.2
Montfort (Lancaster)	Temperature	57.9	2.3	67.9	1.5	71.4	-0.4	69.5	1.5	62.4	2.6
	Precipitation	4.3	-0.9	5.5	-3.9	4.9	0.3	3.8	-2.1	3.8	-0.8
Seymour (Green Bay)	Temperature	56.4	1.2	66.7	1.0	70.6	0.7	68.5	0.1	61.3	3.3
	Precipitation	3.3	-1.9	4.2	-0.6	3.5	-0.5	3.7	-0.5	3.0	-2.5
Spooner*	Temperature	56.1	2.6	65.9	2.7	70.0	-1.6	67.9	-0.9	60.3	2.9
	Precipitation	3.7	-2.9	4.0	-1.7	3.6	-2.4	4.0	-0.4	3.5	1.4
	Irrigation	0.0		1.5		2.5		1.0		0.0	
Valders (Manitowoc)	Temperature	53.5	-1.1	63.7	-0.8	69.6	0.4	68.6	-0.1	62.0	1.8
	Precipitation	3.5	-2.8	4.4	-2.6	3.6	-0.5	3.7	1.4	2.2	-1.6

* Irrigation applied at Chippewa Falls, Hancock and Spooner Irrigated Trial.

Source: Midwestern Regional Climate Center

Table 6. Individual Trial Information - 2023 Trials.

Location	Previous Crop / Row Width (in)	Harvest	Av. Final		Soil Test			Nitrogen Fertilizer			Insect	Weed Control	
			Stand	Tillage	pH	P	K	actual N	form	time			
Soil Series	Cooperators	Planting Date	Dates	(plants/A)	Operations	--(ppm)--			(lbs/A)				
Arlington	M. Bertram	Alfalfa / 30	Oct-23	G: 33863	Disk Ripper	6.0	66	168	124	31-0-15-3S	pre	Force 6.5G	Cavallo 6.0 oz/A
Plano Silt Loam		May-4	Sep-7	S: 33355	Field Cultivator	OM %: 3.8			18	9-11-30-6S-1Zn	plant	2.0 lbs/A	Accent Q .0 oz/A Laudis 3.0 oz/A
Chippewa Falls	J. Jensen	Corn / 30	Oct-30	G: 32633	Moldboard Plow	5.7	41	75	10000 gal	Manure	pre	Force 6.5G	Acuron 3.0 qts/A
Sattre Silt Loam		May-12		O: 34627	Field Cultivator	OM %: 1.6			11	21-0-0-24S	pre	2.0 lbs/A	
Irrigated			Sep-11	S: 32938					18	9-11-30-6S-1Zn	plant		Cultivated
									64	32-0-0	post		
Coleman	T. Kuchta	Soybean / 30	Oct-20	G: 32859	Disk Ripper	7.1	274	156	13	21-0-0-24S	pre	Force 6.5G	Cavallo 6.0 oz/A
Oconto Sandy Loam		May-15	Sep-14	S: 33128	Field Cultivator	OM %: 3.5			18	9-11-30-6S-1Zn	plant	2.0 lbs/A	Accent Q 1.8 oz/A
									143	46-0-0	post		Status 5.0 oz/A
									7	11-52-0	post		
Fond du Lac	E. Montsma	Soybean / 30	Oct-31	G: 32651	Strip-Till	6.8	36	171	18	9-11-30-6S-1Zn	plant	Force 6.5G	Acuron 3.0 qt/A
Virgil Silt Loam		May-5		O: 31168		OM %: 4.1			30	28-0-0	post	2.0 lbs/A	
			Sep-12	S: 32901					128	32-0-0	post		
Galesville	K. Congdon	Soybean / 30	Oct-9	G: 33001	Field Cultivator	5.7	117	224	100	46-0-0	pre	Force 6.5G	Acuron 2.0 qt/A
Downs Silt Loam		May-3		O: 31015		OM %: 4.5			21	21-0-0-24S	pre	2.0 lbs/A	Resicore 1.5 qt/A
			Sep-6	S: 32855					18	18-46-0	pre		
									18	9-11-30-6S-1Zn	plant		
Hancock	P. Sytsma	Snap Beans / 30	Oct-11	G: 32823	No-Till	5.1	102	77	18	9-11-30-6S-1Zn	plant	Force 6.5G	Laudis 5.0 oz/A
Plainfield Sand		April-27		O: 27082		OM %: 0.9			32	21-0-0-24S	post	2.0 lbs/A	Prowl 2.0 pt/A
Irrigated									58	46-0-0	post		Credit Xtreme 1.5 pt/A
									106	32-0-0	post		
Janesville	C. Kincaid	Corn / 30	Oct-16	G: 32377	Spring Chisel	5.4	73	108	160 gal	Municipal Sludge	pre	Force 6.5G	Acuron 3.0 qt/A
Plano Silt Loam		May-10			Field Cultivator	OM %: 3.9			18	9-11-30-6S-1Zn	plant	2.0 lbs/A	
									11	21-0-0-24S	post		
									92	46-0-0	post		Fungicide-Miravis NEO 12.7 oz/A
									88	32-0-0	post		
Marshfield	S. Kloos	Soybean / 30	Nov-2	G: 32016	Strip-Till	6.1	39	166	18	9-11-30-6S-1Zn	plant	Force 6.5G	Resicore 2.5 qt/A
Owen Withee Silt Loam		May-17	Sep-21	S: 32552	Vertical Till	OM %: 3.3			170	32-0-0	plant	2.0 lbs/A	
				O: 31068									
Montfort	B. Bender	Soybean / 30	Oct-10	G: 32996	Strip-Till	6.1	68	84	141	32-0-0	pre	Force 6.5G	Atrazine 4L 48.0 oz/A
Dodgeville Silt Loam		April-28	Sep-8	S: 33901		OM %: 4.0			13	12-0-0-26S	pre	2.0 lbs/A	Explorer 3.2 oz/A
									18	9-11-30-6S-1Zn	plant		Zidua 3.2 oz/A
													Impact 0.75 oz/A
													Warrant 32.0 oz/A
													Fungicide-Miravis NEO 12.8 oz/A
Seymour	M. Maass	Soybean / 30	Oct-12	G: 33332	Chisel Plow	6.9	43	139	46	46-0-0	pre	Force 6.5G	Atrazine 0.75 lb/A
Onaway Silt Loam		May-15		O: 33151	Field Cultivator	OM %: 2.9			18	9-11-30-6S-1Zn	plant	2.0 lbs/A	Dual II Mag 1.0 pt/A
									124	32-0-0	post		Callisto 3.0 oz/A
Spooner	P. Holman	Soybean / 30	Oct-29	G: 36295	Spring Disk	6.3	39	147	16	8-10-30-8S	plant	None	Incinerate 6.0 oz/A
Irrigated		May-12	Sep-19	S: 36930		OM %: 2.3			161	46-0-0	post		ChargerMax 1.0 pt/A
Cress Sandy Loam													
Silt Loam		Soybean / 30	Oct-30	G: 290095	Spring Chisel	6.3	23	152	16	8-10-30-8S	plant	None	Incinerate 6.0 oz/A
Antigo Silt Loam		May-11	Sep-14	S: 36291	Disk	OM %: 2.2			104	46-0-0	post		ChargerMax 1.0 pt/A
Dryland		Soybean / 30	Oct-30	G: 33544	Spring Disk	6.0	44	113	16	8-10-30-8S	plant	None	Incinerate 6.0 oz/A
Cress Sandy Loam		May-12				OM %: 2.3			104	46-0-0	post		ChargerMax 1.0 pt/A
Valders	D. Wagner	Wheat / 30	Oct-20	G: 32575	Chisel Plow	7.2	97	158	5000 gal	Manure	pre	Force 6.5G	TripleFlex 3.0 pts/A
Kewaunee Clay Loam		May-15		O: 32267	Field Cultivator	OM %: 3.8			18	9-11-30-6S-1Zn	plant	2.0 lbs/A	Atrazine 1.0 lb/A
			Sep-18	S: 31954					61	28-0-0-5S	post		Realm Q 4.0 oz/A
													Yukon 4.0 oz/A
													Fungicide - Headline Amp 14.4 oz/A

Note: G=Grain, S=Silage, O=Organic.

Table 7. Southern Zone - Early Maturity Grain Trial. (page 1 of 2)

107 day Relative Maturity or earlier based on company rating (Arlington= ARL, Janesville= JAN, Montfort=MON)

Brand	Hybrid	Traits†	2023							2022					
			Average				Yield (bu/A)			Average		Yield (bu/A)			
			Yield (bu/A)	P.I. #	Moist %	Test Wt.	Lodge %	ARL	JAN	MON	Yield (bu/A)	P.I. #	ARL	JAN	MON
Wyffels	W2446RIB	CB,RR	248	* 100	18.5	56	0	* 284	211	249					
Dairyland	DS-4003Q	CB,LL,RR,RW	231	96	18.9	57	0	251	208	235					
Dekalb	DKC101-35VT2RIB	CB,RR	* 263	* 102	19.0	53	0	* 287	209	292					
Power Plus	1K18Q	CB,LL,RR,RW	255	* 101	19.2	55	0	269	* 229	267	* 262	* 104	* 277	* 258	253
Beck's	5393P	None	253	* 100	19.4	55	0	248	* 231	278					
Dairyland	DS-4365AM	CB,LL,RR	243	98	19.5	56	1	259	218	251					
100-DAY HYBRID TRIAL AVERAGE##					19.5										
Dekalb	DKC105-35VT2RIB	CB,RR	* 272	* 104	19.7	54	0	273	* 239	* 303					
PIP	5403	None	253	* 100	19.8	53	1	249	* 228	281					
Cornelius	C6578PC	CB,LL,RR	251	99	19.8	55	0	270	209	273					
Cornelius	C6472TRE	CB,RR	* 275	* 104	19.9	55	0	* 290	215	* 321					
NK Brand	NK0295-AA	CB,LL,RR	220	94	19.9	55	0	238	192	231					
Legacy Seeds	LC554-23 SSX	CB,LL,RR,RW	249	99	20.0	55	0	* 282	212	254					
Power Plus	1U41AM	CB,LL,RR	259	* 101	20.0	53	0	280	214	284					
Cornelius	C6438DP	CB,RR	250	99	20.1	54	0	279	200	272					
Legacy Seeds	LC554-22PWE	CB,LL,RR	258	* 101	20.1	54	0	270	* 233	271					
Jung	55DP514	CB,RR	* 265	* 102	20.2	53	1	280	215	* 301					
NK Brand	NK0367-AA	CB,LL,RR	251	99	20.2	54	0	272	206	276					
Cornelius	C6525SSP	CB,LL,RR,RW	* 273	* 103	20.2	53	0	* 293	202	* 323	* 269	* 104	* 285	* 269	253
Legacy Seeds	LC554-21 DGVT2P	CB,DT,RR	259	* 100	20.3	53	1	* 287	193	298	* 255	* 103	257	243	* 266
Legacy Seeds	LC534-23 TRE	CB,RR	* 262	* 101	20.4	55	1	268	213	* 304					
Legacy Seeds	LC551-22 SSX	CB,LL,RR,RW	254	* 100	20.8	56	0	252	213	297	* 259	* 104	247	* 263	* 268
Cornelius	C6400DGDP	CB,DT,RR	260	* 101	20.8	53	0	* 283	204	295	* 272	* 106	* 282	* 266	* 269
LG Seeds	LG54C55	None	260	* 101	20.8	54	0	* 281	214	284					
Dairyland	DS-4219AM	CB,LL,RR	255	* 100	21.1	53	0	266	* 229	270	* 262	* 103	* 292	248	244
Dekalb	DKC56-65SSRIB	CB,LL,RR,RW	* 264	* 102	21.1	54	0	280	* 231	281	242	98	272	231	224
Tracy Seeds	T104-34	CB,LL,RR	254	* 100	21.1	55	0	257	* 238	267					
Wyffels	W3309	CB,LL,RR,RW	260	* 101	21.2	54	0	* 286	212	282					
Tracy Seeds	T106-32	CB,LL,RR	* 270	* 103	21.2	53	0	273	* 229	* 309	* 263	101	* 287	* 253	249
Jung	57DP553	CB,RR	259	* 100	21.8	53	0	278	217	282	241	97	255	227	241
105-DAY HYBRID TRIAL AVERAGE##					21.8										
Jung	56SS538	CB,LL,RR,RW	244	97	21.9	55	0	257	203	273	248	100	253	242	249
Wyffels	W3579RIB	CB,LL,RR,RW	* 268	* 102	22.5	52	0	* 288	* 227	289					
LG Seeds	LG56C78-3110	CB,LL,RR	255	99	22.7	54	0	270	210	286					
Dairyland	DS-4686AM	CB,LL,RR	* 281	* 104	23.0	53	0	* 299	* 232	* 312					

CONTINUED.

Table 7 (continued). Southern Zone - Early Maturity Grain Trial. (page 2 of 2)

107 day Relative Maturity or earlier based on company rating (Arlington= ARL, Janesville= JAN, Montfort=MON)

Brand	Hybrid	Traits†	2023						2022						
			Average			Average			Average			Average			
			Yield (bu/A)	P.I. #	Moist %	Test Wt. %	Lodge %	Yield (bu/A)	Yield (bu/A)	Yield (bu/A)	Yield (bu/A)	P.I. #	Yield (bu/A)	Yield (bu/A)	Yield (bu/A)
O'Brien Hybrids	OB1105	None	261	* 100	23.2	51	1	273	203	* 306	* 255	99	* 286	227	251
Beck's	5413P	None	* 262	* 101	23.2	53	0	269	* 239	280					
Dairyland	DS-4510Q	CB,LL,RR,RW	* 277	* 103	23.4	53	0	* 301	* 234	295	* 263	* 102	272	* 259	258
Power Plus	2J67Q	CB,LL,RR,RW	* 280	* 104	23.4	52	0	* 300	* 241	299	* 255	101	* 282	* 262	221
Power Plus	3W97Q	CB,LL,RR,RW	* 267	* 100	24.2	54	0	* 283	* 219	297					
Tracy Seeds	T107-34	CB,LL,RR,RW	242	96	24.3	53	0	262	192	273					
Jung	56FP544	CB,LL,RR,RW	* 263	99	25.1	54	0	278	217	294					
Golden Harvest	G07G73-D- EZ1	CB,LL,RR,RW	241	95	26.2	52	0	249	203	273					
O'Brien Hybrids	OB2106PCE	CB,LL,RR	261	98	26.5	50	0	267	204	* 313					
O'Brien Hybrids	OBX5105	CB,LL,RR,RW	238	93	28.0	52	0	268	166	282					
MEAN			257	100	21.5	54	0	273	215	284	250	100	263	243	243
LSD(0.10)**			19	4	1.8	1	1	20	22	22	19	4	19	19	25

† Traits: CB=Corn Borer, DT=Drought Tolerant, LL=Liberty Link, RR=Roundup Ready, RW=Corn Rootworm, lfy=Leafy, ND=Nutri-Dense, wo=Water Optimize.

Average grain moisture of all hybrids in the trial as rated by the participating company maturity rating systems. Ratings are rounded to 5 day increments.

* Hybrids that performed statistically similar to the highest hybrid in the trial.

Shaded results provide the best estimate of relative hybrid performance.

Table 8. Southern Zone - Late Maturity Grain Trial. (page 1 of 2)

108 day Relative Maturity or later based on company rating (Arlington= ARL, Janesville= JAN, Montfort=MON)

Brand	Hybrid	Traits†	2023							2022						
			Average				Yield (bu/A)			Average		Yield (bu/A)				
			Yield (bu/A)	P.I. #	Moist %	Test Wt. %	Lodge %	ARL	JAN	MON	Yield (bu/A)	P.I. #	ARL	JAN	MON	
Cornelius	C6824PC	CB,LL,RR	* 267	* 103	22.6	54	0	* 290	202	* 310						
LG Seeds	LG59C72VT2RIB	CB,RR	260	* 101	22.9	51	0	* 288	195	298	249	99	259	243	245	
Dekalb	DKC59-81SSRIB	CB,LL,RR,RW	262	* 102	23.2	54	0	* 284	* 223	280	252	100	261	244	252	
Viking-Blue River	85-09	None	264	* 102	23.6	56	0	* 285	209	299	* 268	* 104	* 285	* 258	260	
Prairie Hybrids	5883	None	* 267	* 103	23.6	55	0	* 290	* 216	295						
Dekalb	DKC59-07SSRIB	CB,LL,RR,RW	243	98	23.8	53	0	247	201	281						
Prairie Hybrids	6590	None	245	98	24.9	53	1	257	188	289						
NK Brand	NK0835-AA	CB,LL,RR	245	98	24.9	53	0	273	184	279						
Jung	59SP554	CB,LL,RR,RW	* 276	* 104	25.1	52	0	* 299	* 226	301						
Jung	61SS613	CB,LL,RR,RW	260	* 101	25.2	54	0	* 285	204	292	* 266	* 102	* 263	* 260	* 275	
Cornelius	C6936SS	CB,LL,RR,RW	260	100	25.2	54	0	* 283	197	299	* 257	* 102	* 282	246	243	
Dekalb	DKC63-91SSRIB	CB,LL,RR,RW	247	98	25.2	52	0	265	182	294						
Tracy Seeds	T108-34	CB,LL,RR	* 280	* 104	25.4	53	0	* 304	* 223	* 313						
Wyffels	W5406	CB,RR	264	* 101	25.5	54	0	281	202	* 309						
Dekalb	DKC111-35VT2RIB	CB,RR	* 267	* 102	25.8	55	0	278	* 213	* 310	249	99	247	249	252	
FS InVISION	FS 6025X RIB	CB,LL,RR,RW	264	* 101	26.3	53	0	* 285	* 214	294	* 259	100	* 275	* 254	248	
110-DAY HYBRID TRIAL AVERAGE##					26.3											
Cornelius	C7048SSP	CB,LL,RR,RW	259	100	26.3	52	0	269	201	* 307						
FS InVISION	FS 6217X RIB	CB,LL,RR,RW	259	100	26.4	54	0	* 283	205	291						
Renk	RK773TRE	CB,RR	* 268	* 102	26.4	53	0	273	* 221	* 310						
Renk	RK895DGVT2P	CB,DT,RR	256	99	26.4	53	0	280	201	288	251	99	* 264	246	242	
NK Brand	NK1480-DV	CB,LL,RR,RW	* 267	* 101	26.5	52	0	* 291	192	* 317						
FS InVISION	FS 6133VDG RIB	CB,DT,RR	262	100	26.5	53	0	* 283	195	* 309						
Dairyland	DS-4833AM	CB,LL,RR	261	100	26.8	53	1	* 288	197	297						
Cornelius	C6847TRE	CB,RR	* 269	* 101	26.8	53	0	* 299	208	299	* 265	* 102	* 270	247	* 279	
Dairyland	DS-5095AM	CB,LL,RR	* 268	* 101	26.9	54	0	* 305	205	293						
NK Brand	NK1333-AA	CB,LL,RR	245	97	26.9	52	0	274	179	283						
NK Brand	NKN1040-AA	CB,LL,RR	* 267	* 101	27.1	51	0	* 288	* 211	* 303						
Power Plus	5J21AM	CB,LL,RR	263	100	27.1	53	0	* 294	198	296						
FS InVISION	FS 5935X RIB	CB,LL,RR,RW	256	99	27.6	53	0	272	198	299						
115-DAY HYBRID TRIAL AVERAGE##					27.7											
NK Brand	NK1188-D	CB,LL,RR,RW	258	99	27.7	53	0	276	202	295						
Golden Harvest	G10B61-AA-EZ1	CB,LL,RR	253	98	28.0	52	0	* 283	190	286						
Golden Harvest	G11V76-D-EZ1	CB,LL,RR,RW	253	97	28.3	54	0	270	187	* 302	253	100	245	236	* 278	
Renk	RK811PWE	CB,LL,RR	251	97	28.6	53	0	261	205	287						

CONTINUED.

Table 8 (continued). Southern Zone - Late Maturity Grain Trial. (page 2 of 2)

108 day Relative Maturity or later based on company rating (Arlington= ARL, Janesville= JAN, Montfort=MON)

Brand	Hybrid	Traits†	2023						2022							
			Average			Lodge	Yield (bu/A)			Average		Yield (bu/A)				
			Yield (bu/A)	P.I. #	Moist %		Test Wt.	ARL	JAN	MON	Yield (bu/A)	P.I. #	ARL	JAN	MON	
Cornelius	C7235PC	CB,LL,RR	264	100	28.7	53	0	278	* 219	297						
FS InVISION	FS 6432P RIB	CB,LL,RR,RW	* 268	100	29.1	52	0	* 294	205	* 305						
Cornelius	C7202SSP	CB,LL,RR,RW	* 268	100	29.3	54	0	* 287	* 218	299						
O'Brien Hybrids	OBX5110	CB,LL,RR,RW	250	96	29.4	50	0	* 287	173	290						
Jung	65SP634	CB,LL,RR,RW	* 275	* 102	29.5	53	0	* 298	* 234	294						
Cornelius	C7448PC	CB,LL,RR	265	99	30.1	53	0	282	* 216	297						
LG Seeds	LG60C86-5222EZ	CB,LL,RR,RW	246	95	32.2	52	0	270	203	264						
MEAN			261	100	26.5	53	0	282	204	296	255	100	260	245	260	
LSD(0.10)**			13	3	2.2	1	0	22	24	15	13	3	22	16	22	

Average grain moisture of all hybrids in the trial as rated by the participating company maturity rating systems. Ratings are rounded to 5 day increments.

* Hybrids that performed statistically similar to the highest hybrid in the trial.

Shaded results provide the best estimate of relative hybrid performance.

Table 9. South Central Zone - Early Maturity Grain Trial. (page 1 of 2)

101 day Relative Maturity or earlier based on company rating (Fond du Lac= FON, Galesville= GAL, Hancock= HAN)

Brand	Hybrid	Traits†	2023									2022				
			Average						Yield (bu/A)			Average		Yield (bu/A)		
			Yield (bu/A)	P.I. #	Moist %	Test Wt.	Lodge %	FON	GAL	HAN	Yield (bu/A)	P.I. #	FON	GAL	HAN	
Rob-See-Co	RC4520-DGVT2P	CB,DT,RR	268	99	18.56	57	2	288	249	268						
Rob-See-Co	RC4518-VT2P	CB,RR	272	100	18.57	55	0	271	253	* 292						
ProHarvest	64P24VT2PRIB	CB,RR	246	95	18.7	55	0	245	224	270						
Legacy Seeds	LC492-22 VT2P	CB,RR	276	101	19.03	54	1	270	276	283						
Dekalb	DKC47-85VT2RIB	CB,RR	265	99	19.03	54	0	278	249	268						
Rob-See-Co	D97-95-VT2P	CB,RR	265	99	19.06	56	0	264	256	275						
PIP	4297	None	283	* 102	19.16	54	0	* 293	269	288	234	* 102	227	* 262	214	
Viking	24-99	None	261	98	19.19	56	0	275	243	264						
Dairyland	DS-3601AM	CB,LL,RR	279	101	19.34	54	0	285	279	273						
ProHarvest	4990VT2PRIB	CB,RR	281	101	19.48	56	0	* 290	258	* 296	232	* 101	* 247	248	201	
NK Brand	NK9832-AA	CB,LL,RR-wo	255	97	19.54	56	0	265	224	277						
Frontiersmen	096-C2PCE	CB,LL,RR	284	* 102	19.56	55	0	286	276	* 289						
Rob-See-Co	D98-43-TRE	CB,RR	* 293	* 104	19.57	54	0	* 297	* 290	* 292						
95-DAY HYBRID TRIAL AVERAGE##					19.57											
NK Brand	NK9771-DV	CB,LL,RR,RW	282	101	19.61	55	0	288	267	* 289						
Legacy Seeds	LC494-23 PWE	CB,LL,RR	268	99	19.68	55	0	269	258	278						
Rob-See-Co	RC4937-SSP	CB,LL,RR,RW	274	100	19.69	54	0	* 289	257	277						
Legacy Seeds	LC474-23 PWE	CB,LL,RR	278	101	19.71	54	0	* 293	256	285						
LG Seeds	LG49C28VT2RIB	CB,RR	282	* 102	19.73	55	0	282	267	* 297						
Rob-See-Co	D99-08-VT2P	CB,RR	* 291	* 103	19.78	54	0	* 299	280	* 295						
FS InVISION	FS 5125L1A EZR	CB,LL,RR	254	96	19.86	55	0	262	236	265						
Renk	RK600VT2P	CB,RR	* 294	* 104	19.86	54	0	* 295	282	* 304	* 250	* 104	* 258	* 274	* 218	
Dekalb	DKC49-24SSRIB	CB,LL,RR,RW	266	99	19.87	55	0	271	244	283	233	* 101	241	* 261	198	
Dairyland	DS-3881AM	CB,LL,RR	284	* 102	19.9	54	0	* 291	282	278						
Jung	50DT503	CB,RR	* 294	* 104	19.92	54	0	* 297	* 287	* 298	* 239	* 102	* 257	* 265	195	
Dairyland	DS-3900AM	CB,LL,RR	* 294	* 104	19.93	56	0	* 302	277	* 303	235	* 101	238	* 261	207	
Dairyland	DS-3599Q	CB,LL,RR,RW	245	95	19.98	55	0	259	241	235						
ProHarvest	69P79TRE	CB,RR	* 289	* 103	19.99	54	0	280	* 285	* 303						
Renk	RK609VT2P	CB,RR	279	101	20.07	54	0	287	265	284						
ProHarvest	71P16VT2PRIB	CB,RR	272	100	20.08	54	0	* 289	260	268						
Dekalb	DKC48-34SSRIB	CB,LL,RR,RW	278	101	20.12	55	0	283	258	* 293	232	100	237	250	207	
Legacy Seeds	LC465-23 PWE	CB,LL,RR	* 294	* 104	20.2	54	0	* 304	* 284	* 296						
DuPont Pioneer	P0177AM	CB,LL,RR	269	99	20.21	55	0	271	264	271						
100-DAY HYBRID TRIAL AVERAGE##					20.28											
NK Brand	NK9991-D	CB,LL,RR,RW	278	100	20.31	55	0	280	267	287						

CONTINUED.

Table 9 (continued). South Central Zone - Early Maturity Grain Trial. (page 2 of 2)

101 day Relative Maturity or earlier based on company rating (Fond du Lac= FON, Galesville= GAL, Hancock= HAN)

Brand	Hybrid	Traits†	2023							2022					
			Average				Yield (bu/A)			Average		Yield (bu/A)			
			Yield (bu/A)	P.I. #	Moist %	Test Wt.	Lodge %	FON	GAL	HAN	Yield (bu/A)	P.I. #	FON	GAL	HAN
Dekalb	DKC101-35VT2RIB	CB,RR	* 290	* 103	20.3	54	0	* 296	* 283	* 291					
Legacy Seeds	LC503-22 AA	CB,LL,RR	272	99	20.4	55	0	284	251	279					
Golden Harvest	G00A97-AA-EZ1	CB,LL,RR-wo	262	98	20.4	55	0	264	247	276	215	96	229	234	183
Dairyland	DS-4003Q	CB,LL,RR,RW	265	98	20.4	55	0	267	254	272					
Rob-See-Co	RC5120-TRE	CB,RR	276	100	20.5	53	0	276	269	282					
NK Brand	NK0007-AA	CB,LL,RR	256	97	20.6	55	0	268	251	251	218	97	231	246	178
DuPont Pioneer	P9955Q	CB,LL,RR,RW	285	* 102	20.8	56	0	* 293	280	281					
LG Seeds	LG51C62VT2RIB	CB,RR	* 296	* 104	20.9	54	0	* 299	282	* 308					
Golden Harvest	G01B63-AA-EZ1	CB,LL,RR	250	95	20.9	54	0	257	242	251					
Legacy Seeds	LC512-22 VT2P	CB,RR	283	101	21.3	53	0	279	278	* 293					
Jung	51FP504	CB,LL,RR,RW	* 298	* 103	22.3	54	0	* 302	* 291	* 301					
FS InVISION	FS 5115X RIB	CB,LL,RR,RW	279	100	22.5	54	0	274	* 285	278					
Tracy Seeds	T101-33	CB,LL,RR	* 292	* 102	22.5	53	0	278	* 301	* 297					
O'Brien Hybrids	OBX97	None	207	86	22.9	54	0	213	193	213					
MEAN			275	100	20.1	55	0	280	263	281	229	100	238	251	199
LSD(0.10)**			12	2	1.0	1	1	15	18	19	14	3	15	22	15

† Traits: CB=Corn Borer, DT=Drought Tolerant, LL=Liberty Link, RR=Roundup Ready, RW=Corn Rootworm, lfy=Leafy, ND=Nutri-Dense, wo=Water Optimize.

Average grain moisture of all hybrids in the trial as rated by the participating company maturity rating systems. Ratings are rounded to 5 day increments.

* Hybrids that performed statistically similar to the highest hybrid in the trial.

Shaded results provide the best estimate of relative hybrid performance.

Table 10. South Central Zone - Late Maturity Grain Trial. (page 1 of 2)

102 day Relative Maturity or later based on company rating (Fond du Lac= FON, Galesville= GAL, Hancock= HAN)

Brand	Hybrid	Traits†	2023									2022			
			Average						Yield (bu/A)			Average			
			Yield (bu/A)	P.I. #	Moist %	Test Wt.	Lodge %	FON	GAL	HAN	Yield (bu/A)	P.I. #	FON	GAL	HAN
Viking-Blue River	46-02	None	274	100	20.5	54	0	277	250	296	223	100	225	251	193
Brunner	4043	None	277	100	20.6	55	0	* 288	269	273					
Viking-Blue River	84-04	None	288	102	20.6	55	0	* 299	280	284	* 238	* 103	* 243	262	* 210
LG Seeds	LG53C44VT2PRO	CB,RR	289	102	20.7	55	0	275	275	* 316					
Dairyland	DS-4365AM	CB,LL,RR	260	97	20.8	54	0	252	255	274					
Dairyland	DS-4219AM	CB,LL,RR	282	101	20.9	52	0	275	279	292	* 245	* 104	* 247	* 273	* 216
NK Brand	NK0295-AA	CB,LL,RR	243	94	20.9	54	0	250	233	245					
ProHarvest	74P51VT2PRIB	CB,RR	262	98	21.2	53	0	261	258	268	230	101	234	265	192
Legacy Seeds	LC534-23 TRE	CB,RR	278	100	21.7	54	0	276	262	296					
Rob-See-Co	RC5300-VT2P	CB,RR	288	102	21.8	53	0	285	283	296	213	97	235	237	169
Renk	RK625DGV2P	CB,DT,RR	284	101	21.8	52	0	266	* 289	298	228	100	* 254	246	183
Renk	RK628VT2P	CB,RR	270	99	21.8	53	0	268	265	279					
Tracy Seeds	T104-34	CB,LL,RR	284	101	21.8	54	0	279	274	299					
Golden Harvest	G02K39-D-EZ1	CB,LL,RR,RW	265	98	21.8	52	0	281	248	266	207	96	220	224	178
Prairie Hybrids	3259	None	* 295	* 103	21.9	54	0	279	* 300	* 308	231	102	* 237	254	202
Legacy Seeds	LC554-22PWE	CB,LL,RR	282	101	22.0	53	0	286	275	285					
Legacy Seeds	LC554-23 SSX	CB,LL,RR,RW	* 292	102	22.0	54	0	279	283	* 314					
100-DAY HYBRID TRIAL AVERAGE##					22.1										
Prairie Hybrids	4470	None	285	101	22.1	52	0	286	275	295	* 247	* 105	* 240	* 282	* 220
FS InVISION	FS 5594X RIB	CB,LL,RR,RW	274	99	22.2	54	0	272	265	285	217	98	230	234	186
Jung	53DP523	CB,RR	289	102	22.2	53	0	279	* 287	300	226	99	* 247	249	182
LG Seeds	LG52C42	None	288	101	22.4	54	0	279	* 286	298					
Frontiersman	EXP102-C3PCE	CB,LL,RR	287	101	22.6	52	0	273	* 292	297					
Dekalb	DKC105-35VT2RIB	CB,RR	* 305	* 105	22.6	53	0	* 301	* 295	* 320	* 247	* 104	* 247	* 287	206
FS InVISION	FS 5525VDG RIB	CB,DT,RR	286	101	22.6	52	0	* 291	280	286	225	100	* 249	248	176
Jung	54SP533	CB,LL,RR,RW	270	98	22.6	52	0	270	260	279	201	95	222	226	156
105-DAY HYBRID TRIAL AVERAGE##					22.9										
NK Brand	NK0367-AA	CB,LL,RR	271	98	23.0	54	0	263	266	283					
Renk	RK720TRE	CB,RR	283	100	23.2	52	1	268	282	297					
Legacy Seeds	LC551-22 SSX	CB,LL,RR,RW	273	98	23.7	54	0	274	267	278	* 240	* 103	* 250	* 272	198
Legacy Seeds	LC525-21 PWE	CB,LL,RR	275	99	23.7	51	1	258	275	293	* 250	* 105	* 238	* 290	* 221
Renk	RK707TRE	CB,RR	289	101	23.8	52	0	* 290	277	301					
Jung	53SS534	CB,LL,RR,RW	289	101	24.1	55	0	282	* 293	292					
FS InVISION	FS 5335P RIB	CB,LL,RR,RW	288	101	24.2	51	0	* 294	* 289	282					
Blue River	49M23	None	269	97	24.2	52	0	278	261	268					

CONTINUED.

Table 10 (continued). South Central Zone - Late Maturity Grain Trial. (page 2 of 2)

102 day Relative Maturity or later based on company rating (Fond du Lac= FON, Galesville= GAL, Hancock= HAN)

Brand	Hybrid	Traits†	2023						2022						
			Average			Lodge			Yield (bu/A)			Average			
			Yield (bu/A)	P.I. #	Moist %	Test Wt.	%	FON	GAL	HAN	Yield (bu/A)	P.I. #	FON	GAL	HAN
O'Brien Hybrids	OB2102PCE	CB,LL,RR	271	98	24.2	52	0	268	272	273					
Dekalb	DKC56-65SSRIB	CB,LL,RR,RW	278	99	24.3	53	0	272	274	289					
Viking	72-06	None	281	99	24.7	51	0	* 296	264	284	* 241	* 103	* 247	* 274	203
Dekalb	DKC59-07SSRIB	CB,LL,RR,RW	282	99	25.4	54	0	275	281	290					
Prairie Hybrids	4273	None	279	98	26.6	51	0	265	272	299					
Renk	RK703PWE	CB,LL,RR	291	100	27.3	52	0	283	* 295	294					
FS InVISION	FS 5725X	CB,LL,RR,RW	* 305	102	27.5	52	0	* 305	* 298	* 313	* 239	101	* 245	* 287	186
110-DAY HYBRID TRIAL AVERAGE##			27.8												
Renk	RK700SSTX	CB,LL,RR,RW	287	99	28.1	53	0	281	272	* 310	223	98	230	239	198
Renk	RK766SSPRO	CB,LL,RR,RW	289	99	28.3	51	0	277	* 299	290					
FS InVISION	FS 5835V RIB	CB,RR	* 298	101	28.5	54	0	276	* 306	* 314					
Renk	RK773TRE	CB,RR	* 296	100	29.0	53	0	284	* 303	301					
MEAN			282	100	23.3	53	0	278	276	291	227	100	236	255	189
LSD(0.10)**			13	2	1.4	1	0	17	20	18	14	3	17	19	16

† Traits: CB=Corn Borer, DT=Drought Tolerant, LL=Liberty Link, RR=Roundup Ready, RW=Corn Rootworm, Ify=Leafy, ND=Nutri-Dense, wo=Water Optimize.

Average grain moisture of all hybrids in the trial as rated by the participating company maturity rating systems. Ratings are rounded to 5 day increments.

* Hybrids that performed statistically similar to the highest hybrid in the trial.

Shaded results provide the best estimate of relative hybrid performance.

Table 11. North Central Zone - Early Maturity Grain Trial. (page 1 of 2)

95 day Relative Maturity or earlier based on company rating (Chippewa Falls= CHP, Marshfield= MAR, Seymour= SEY, Valders= VAL)

Brand	Hybrid	Traits†	2023										2022						
			Average					Yield (bu/A)					Average		Yield (bu/A)				
			Yield (bu/A)	P.I. #	Moist %	Test Wt.	Lodge %	CHP	MAR	SEY	VAL	Yield (bu/A)	P.I. #	CHP	MAR	SEY	VAL		
Frontiersmen	EXP-86-C3PCE	CB,LL,RR	224	99	21.2	52	0	237	201	233	223								
Dairyland	DS-3022AM	CB,LL,RR	231	100	22.4	54	0	255	206	239	223	* 216	* 101	179	* 217	246	220		
NK Brand	NK8558-AA	CB,LL,RR	221	98	22.5	52	0	251	195	231	207								
Rob-See-Co	RC4225-RR2	RR	234	100	22.6	54	0	245	215	* 255	221	* 220	* 102	203	210	247	219		
NK Brand	NK9021-D	CB,LL,RR,RW	222	98	22.7	53	0	236	193	230	227								
Thunder Seed	T6992 VT2P	CB,RR	224	98	23.0	53	0	240	201	234	221								
Rob-See-Co	RC4185-VT2P	CB,RR	237	101	23.0	53	0	250	* 219	252	226								
Dairyland	DS-3203Q	CB,LL,RR,RW	224	98	23.3	53	0	226	196	244	232								
Rob-See-Co	RC4166-V	CB,LL,RR	235	100	23.5	53	0	243	208	* 255	234								
90-DAY HYBRID TRIAL AVERAGE##			23.5																
FS InVISION	FS 4008V RIB	CB,RR	229	99	23.6	52	0	243	215	239	219	207	99	175	199	220	* 236		
Dekalb	DKC40-64SSRIB	CB,LL,RR,RW	224	98	23.8	54	0	238	197	247	216								
Rob-See-Co	RC4518-VT2P	CB,RR	237	100	23.8	52	0	238	* 219	253	237								
LG Seeds	LG42C37-5222EZ	CB,LL,RR,RW	227	98	24.0	53	0	242	201	242	223								
Dairyland	DS-3159AM	CB,LL,RR	* 250	* 103	24.0	52	0	250	214	* 268	* 269								
NK Brand	NK9044-AA	CB,LL,RR	229	98	24.3	53	0	244	204	246	221								
Golden Harvest	G92A51-AA-EZ1	CB,LL,RR	* 253	* 103	24.4	52	0	* 266	* 224	* 268	* 253								
Legacy Seeds	LC451-21 VT2P	CB,RR	* 248	* 102	24.5	53	0	* 271	* 225	* 255	240	* 227	* 103	217	* 213	242	* 235		
Jung	45DP414	CB,RR	235	100	24.6	52	0	* 261	211	242	228								
Dairyland	DS-3599Q	CB,LL,RR,RW	232	99	24.7	53	0	230	202	* 256	242								
Frontiersmen	094-L1VT2P	CB,RR	234	99	24.9	53	0	243	* 223	245	226	* 227	* 103	211	* 214	* 255	227		
Rob-See-Co	RC4213-AA	CB,LL,RR	* 249	* 102	25.0	52	1	* 273	208	* 272	241								
ProHarvest	64P24VT2PRIB	CB,RR	242	101	25.1	52	0	250	* 225	* 260	233	* 222	* 102	210	* 217	* 255	207		
Dekalb	DKC45-35VT2RIB	CB,RR	243	101	25.3	53	0	* 265	214	252	240								
Renk	RK561DGV2P	CB,DT,RR	231	98	25.4	52	0	245	202	249	229								
Dairyland	DS-3477AM	CB,LL,RR	* 248	* 102	25.4	52	0	255	216	* 269	* 252	* 230	* 104	216	208	* 259	* 238		
Renk	RK444VT2P	CB,RR	* 249	* 102	25.5	52	0	* 265	* 223	252	* 255	* 229	* 104	215	* 224	* 262	215		
Rob-See-Co	RC4520-DGVT2P	CB,DT,RR	* 255	* 104	25.6	54	0	* 269	* 238	* 270	245								
95-DAY HYBRID TRIAL AVERAGE##			25.6																
Thunder Seed	T6294 VT2P	CB,DT,RR	* 254	* 103	25.7	53	0	* 274	* 234	* 260	247	* 236	* 105	* 243	205	* 259	* 238		
Renk	RK485DGV2P	CB,DT,RR	* 249	* 102	25.8	54	0	* 258	* 228	* 257	* 253	* 229	* 103	204	* 212	* 264	* 236		
Legacy Seeds	LC444-21	None	236	99	25.9	53	0	248	* 221	* 254	222	* 228	* 104	* 239	200	242	* 229		
Legacy Seeds	LC454-22 VT2P	CB,RR	236	99	25.9	52	2	236	216	247	245								
Brunner	3942	None	240	100	26.0	52	0	249	207	249	* 256								
PIP	4393	None	235	99	26.0	53	0	254	* 221	240	226	* 236	* 106	* 259	205	230	* 248		

CONTINUED.

Table 11 (continued). North Central Zone - Early Maturity Grain Trial. (page 2 of 2)

95 day Relative Maturity or earlier based on company rating (Chippewa Falls= CHP, Marshfield= MAR, Seymour= SEY, Valders= VAL)

Brand	Hybrid	Traits†	2023										2022					
			Average					Yield (bu/A)					Average		Yield (bu/A)			
			Yield (bu/A)	P.I. #	Moist %	Test Wt.	Lodge %	CHP	MAR	SEY	VAL	Yield (bu/A)	P.I. #	CHP	MAR	SEY	VAL	
FS InVISION	FS 4535D2 EZR	CB,LL,RR,RW	* 246	101	26.1	53	0	* 274	* 222	245	244							
Jung	45SS423	CB,LL,RR,RW	241	100	26.7	53	0	* 265	216	250	232							
Renk	RK502SSTX	CB,LL,RR,RW	220	95	27.4	52	0	230	210	222	216							
Dekalb	DKC45-74SSRIB	CB,LL,RR,RW	243	100	28.2	52	0	255	* 224	* 262	230							
MEAN			237	100	24.6	53	0	251	213	250	234	212	100	188	203	239	218	
LSD(0.10)**			10	2	1.6	1	1	17	20	18	19	20	5	27	12	16	20	

† Traits: CB=Corn Borer, DT=Drought Tolerant, LL=Liberty Link, RR=Roundup Ready, RW=Corn Rootworm, lfy=Leafy, ND=Nutri-Dense, wo=Water Optimize.

Average grain moisture of all hybrids in the trial as rated by the participating company maturity rating systems. Ratings are rounded to 5 day increments.

* Hybrids that performed statistically similar to the highest hybrid in the trial.

Shaded results provide the best estimate of relative hybrid performance.

Table 12. North Central Zone - Late Maturity Grain Trial. (page 1 of 2)

96 day Relative Maturity or later based on company rating (Chippewa Falls= CHP, Marshfield= MAR, Seymour= SEY, Valders= VAL)

Brand	Hybrid	Traits†	2023										2022					
			Average					Yield (bu/A)					Average		Yield (bu/A)			
			Yield (bu/A)	P.I. #	Moist %	Test Wt.	Lodge %	CHP	MAR	SEY	VAL	Yield (bu/A)	P.I. #	CHP	MAR	SEY	VAL	
Viking-Blue River	52-96	None	219	96	22.9	53	0	228	211	216	221	210	97	215	185	240	199	
Jung	48SS420	CB,LL,RR,RW	231	98	24.4	52	0	243	221	230	228							
LG Seeds	LG47C77STXRIB	CB,LL,RR,RW	239	99	24.5	53	0	251	223	237	244							
Dekalb	DKC47-85VT2RIB	CB,RR	239	99	24.5	51	0	262	220	241	234							
FS InVISION	FS 4927T RIB	CB,RR	245	101	24.8	52	0	260	235	250	235	* 241	* 103	* 276	208	* 248	230	
Jung	46SS424	CB,LL,RR,RW	239	99	25.0	52	0	241	226	234	254							
Thunder Seed	T6497 TRE	CB,RR	254	102	25.0	52	0	* 283	231	254	249							
Renk	RK571PWE	CB,LL,RR	* 269	* 105	25.3	52	0	* 271	* 242	* 279	* 284							
Renk	RK590VT2P	CB,RR	246	101	25.4	51	0	260	224	250	251	* 230	* 101	214	199	* 258	* 250	
Legacy Seeds	LC492-22 VT2P	CB,RR	242	100	25.4	52	0	260	203	244	* 261							
Brunner	3990	None	233	98	25.4	52	0	224	224	249	233	* 233	* 102	196	* 233	* 257	* 246	
Rob-See-Co	RC4680VT2P	CB,RR	237	99	25.5	52	0	256	228	226	239							
95-DAY HYBRID TRIAL AVERAGE##					25.5													
Blue River	45-97UP	None	229	97	25.6	52	0	248	216	226	226							
FS InVISION	FS 4715V RIB	CB,RR	241	99	25.7	51	1	258	218	241	245	225	* 100	216	205	* 249	230	
NK Brand	NK9832-AA	CB,LL,RR-wo	234	98	25.7	53	0	246	222	239	226							
Dairyland	DS-3601AM	CB,LL,RR	250	101	25.8	51	0	* 269	222	257	252							
Jung	48SS443	CB,LL,RR,RW	256	102	25.8	52	0	* 278	235	250	259	* 230	* 100	248	198	240	232	
Thunder Seed	T6298 VT2P	CB,RR	242	99	25.9	52	0	259	222	248	240	* 236	* 102	* 260	193	243	* 248	
Thunder Seed	T6498 PC	CB,LL,RR	* 274	* 106	25.9	52	0	* 287	* 240	* 292	* 277							
ProHarvest	69P79TRE	CB,RR	250	101	26.1	51	0	* 272	222	256	252							
Jung	48DT444	CB,RR	254	102	26.2	53	0	* 281	223	248	* 267							
Renk	RK597SSPRO	CB,LL,RR,RW	245	100	26.3	52	0	* 270	222	248	238							
Legacy Seeds	LC465-23 PWE	CB,LL,RR	* 277	* 106	26.3	52	0	* 290	* 252	* 281	* 284							
Renk	RK582SSTX	CB,LL,RR,RW	247	100	26.3	52	1	244	225	261	259							
NK Brand	NK9771-DV	CB,LL,RR,RW	250	101	26.5	53	0	* 276	230	242	252							
ProHarvest	4990VT2PRIB	CB,RR	237	98	26.7	53	0	257	219	228	244	229	* 100	236	195	242	* 243	
Thunder Seed	T6300 VT2P	CB,RR	243	99	26.7	52	0	* 284	215	241	230							
100-DAY HYBRID TRIAL AVERAGE##					26.8													
Golden Harvest	G97B68-DV- EZ1	CB,LL,RR,RW	249	100	26.8	53	0	* 284	210	243	* 261							
Dekalb	DKC48-34SSRIB	CB,LL,RR,RW	254	101	26.9	52	0	* 284	* 238	249	247							
Renk	RK579DGV2P	CB,DT,RR	251	101	27.0	52	0	* 274	232	250	250	* 237	* 102	230	212	* 251	* 257	
Renk	RK600VT2P	CB,RR	240	98	27.7	51	0	257	228	234	244	* 240	* 102	249	217	* 257	236	
Legacy Seeds	LC494-23 PWE	CB,LL,RR	261	102	27.8	53	0	* 282	236	257	* 268							
Blue River	24-01	None	264	* 103	28.0	51	0	* 283	235	266	* 274							

CONTINUED.

Table 12 (continued). North Central Zone - Late Maturity Grain Trial. (page 2 of 2)

96 day Relative Maturity or later based on company rating (Chippewa Falls= CHP, Marshfield= MAR, Seymour= SEY, Valders= VAL)

Brand	Hybrid	Traits†	2023										2022					
			Average					Yield (bu/A)					Average		Yield (bu/A)			
			Yield (bu/A)	P.I. #	Moist %	Test Wt.	Lodge %	CHP	MAR	SEY	VAL	Yield (bu/A)	P.I. #	CHP	MAR	SEY	VAL	
ProHarvest	71P16VT2PRIB	CB,RR	243	99	28.1	51	0	257	233	232	248							
Legacy Seeds	LC474-23 PWE	CB,LL,RR	261	102	28.1	52	1	* 275	223	* 279	* 265							
LG Seeds	LG48C87VT2PRO	CB,RR	* 276	* 105	28.4	52	0	* 292	* 247	* 279	* 286							
FS InVISION	FS 5035P RIB	CB,LL,RR,RW	251	100	28.9	52	0	* 270	227	231	* 278							
Dairyland	DS-3881AM	CB,LL,RR	256	101	29.1	52	0	* 281	229	247	* 266							
Project Seeds	PS24-98	None	166	82	30.7	51	0	174	148	170	174							
MEAN			246	100	26.3	52	0	263	225	246	250	227	100	237	200	243	231	
LSD(0.10)**			12	3	1.7	1	0	28	15	19	25	17	4	20	13	17	17	

† Traits: CB=Corn Borer, DT=Drought Tolerant, LL=Liberty Link, RR=Roundup Ready, RW=Corn Rootworm, lfy=Leafy, ND=Nutri-Dense, wo=Water Optimize.

Average grain moisture of all hybrids in the trial as rated by the participating company maturity rating systems. Ratings are rounded to 5 day increments.

* Hybrids that performed statistically similar to the highest hybrid in the trial.

Shaded results provide the best estimate of relative hybrid performance.

Table 13. Northern Zone Grain Trial. (page 1 of 2)

(Coleman= COL, Marshfield= MAR, Spooner dryland sand= SPD, Spooner irrigated sand= SPI, Spooner dryland silt loam= SPS)

Brand	Hybrid	Traits†	2023											2022					
			Average				Yield (bu/A)				Average			Yield (bu/A)					
			Yield (bu/A)	P.I. #	Moist %	Test Wt. %	Lodge %	MAR	SPD	SPI	SPS	Yield (bu/A)	P.I. #	COL	MAR	SPD	SPI	SPS	
Dekalb	DKC32-35VT2RIB	CB,RR	168	97	19.6	55	0	204	121	223	123	184	100	159	197	145	231	189	
Renk	RK227VT2P	CB,RR	156	94	19.9	57	1	178	119	220	109								
Jung	30DP304	CB,RR	166	97	20.0	55	0	191	125	215	132								
80-DAY HYBRID TRIAL AVERAGE##					20.1														
Jung	33DP303	CB,RR	160	95	20.2	55	0	196	95	213	* 137	189	* 102	* 173	195	141	232	* 206	
Renk	RK261VT2P	CB,RR	169	97	20.2	55	0	209	108	236	123								
Thunder Seed	T6185 VT2P	CB,RR	170	96	20.2	55	1	206	103	245	124								
Dekalb	DKC36-48VT2RIB	CB,RR	183	* 101	20.5	53	0	211	126	250	* 146	193	* 102	162	207	134	* 257	* 204	
Renk	RK223RR	RR	165	96	20.5	57	0	192	117	214	* 135	178	99	142	188	157	219	185	
Jung	36DP314	CB,RR	172	98	20.5	55	0	205	117	229	* 135								
Jung	40DP401	CB,RR	* 198	* 106	20.5	54	0	223	* 161	252	* 157	* 201	* 103	* 176	* 210	164	* 260	197	
NK Brand	NK8232-AA	CB,LL,RR	159	94	20.6	55	0	192	103	217	124								
Legacy Seeds	LC364-23 VT2P	CB,RR	173	98	20.6	55	0	208	122	232	131								
Thunder Seed	T6389 VT2P	CB,RR	180	100	20.7	53	0	215	130	245	133								
Thunder Seed	T6485 PC	CB,LL,RR	179	100	20.8	54	0	197	147	245	128								
Dekalb	DKC35-34SSRIB	CB,LL,RR,RW	170	97	21.0	54	0	201	116	229	132	180	99	154	185	157	224	181	
Jung	38DP323	CB,RR	179	99	21.2	54	0	209	117	254	* 137	* 201	* 103	160	* 223	153	* 266	201	
Dekalb	DKC39-55VT2RIB	CB,RR	182	100	21.2	54	0	224	140	234	130	195	* 102	159	* 221	151	* 256	190	
85-DAY HYBRID TRIAL AVERAGE##					21.3														
Thunder Seed	T6490 VT2P	CB,RR	189	* 101	21.4	54	0	221	140	270	124								
Thunder Seed	T6390 AA	CB,LL,RR	188	* 102	21.7	54	0	206	* 151	252	* 141								
Dairyland	DS-2612AM	CB,LL,RR	172	97	21.9	53	0	206	122	236	122								
Dairyland	DS-2919AM	CB,LL,RR	184	100	21.9	56	0	* 227	119	267	125	* 206	* 105	* 168	* 212	* 168	* 265	* 217	
FS InVISION	FS 3525L1 EZR	CB,LL,RR	* 195	* 104	22.0	53	0	217	* 158	266	* 138	168	95	145	185	115	219	176	
Rob-See-Co	RC3880-VT2P	CB,RR	182	100	22.0	54	0	* 229	136	243	122	186	99	158	208	142	226	195	
Rob-See-Co	RC4225-RR2	RR	187	* 102	22.0	54	0	211	148	243	* 148	* 206	* 104	* 179	203	162	* 276	* 209	
Legacy Seeds	LC384-22 VT2P	CB,RR	169	97	22.0	54	0	213	127	208	128								
ProHarvest	57P17VT2PRIB	CB,RR	179	99	22.1	55	0	216	121	250	132	194	101	* 164	* 216	144	237	* 208	
Golden Harvest	G85B04-AA-EZ1	CB,LL,RR	184	100	22.2	54	0	215	144	255	122								
Legacy Seeds	LC363-23 AA	CB,LL,RR	189	* 103	22.2	53	0	204	* 162	249	* 140								
Golden Harvest	G90B11-AA-EZ1	CB,LL,RR	182	99	22.2	55	0	202	138	* 276	112								
Dairyland	DS-3022AM	CB,LL,RR	190	* 102	22.3	55	0	218	135	255	* 154	* 201	* 103	158	207	154	* 271	* 214	
Rob-See-Co	RC4120-VT2P	CB,RR	186	* 101	22.3	54	0	214	143	259	126	192	100	158	206	146	250	201	
Renk	RK297VT2P	CB,RR	193	* 102	22.3	56	0	* 234	143	264	132	190	100	* 165	204	128	246	* 206	
Dairyland	DS-3159AM	CB,LL,RR	191	* 101	22.3	53	0	* 236	144	270	115								

CONTINUED.

Table 13 (continued). Northern Zone Grain Trial. (page 2 of 2)

(Coleman=COL, Spooner dryland sand = SPD, Spooner irrigated sand = SPI, Spooner dryland silt loam = SPS)

Brand	Hybrid	Traits†	2023								2022							
			Average				Yield (bu/A)				Average		Yield (bu/A)					
			Yield (bu/A)	P.I. #	Moist %	Test Wt. %	Lodge %	MAR	SPD	SPI	SPS	Yield (bu/A)	P.I. #	COL	MAR	SPD	SPI	SPS
Brunner	2882	None	176	98	22.5	54	0	218	105	230	* 150							
NK Brand	NK9044-AA	CB,LL,RR	173	97	22.5	54	0	215	125	231	122							
FS InVISION	FS 4008V RIB	CB,RR	186	* 101	22.5	53	0	* 228	127	247	* 140	189	99	153	202	138	243	* 207
90-DAY HYBRID TRIAL AVERAGE##					22.5													
Dairyland	DS-3477AM	CB,LL,RR	* 202	* 105	22.6	53	0	225	* 154	* 285	* 145	* 204	* 104	* 165	* 214	* 175	248	* 219
LG Seeds	LG37C33VT2RIB	CB,RR	190	* 102	22.7	53	0	209	136	259	* 156							
Renk	RK400VT2P	CB,RR	185	* 101	22.7	55	0	219	149	245	128	195	100	149	202	151	* 261	* 210
Dairyland	DS-3203Q	CB,LL,RR,RW	177	98	22.8	53	0	200	117	241	* 148							
ProHarvest	4255RR2	RR	192	* 103	22.9	53	0	* 230	143	240	* 153	* 203	* 104	* 166	201	* 194	251	* 204
NK Brand	NK8558-AA	CB,LL,RR	187	* 101	23.1	54	0	213	* 150	262	124							
LG Seeds	LG42C80VT2PRO	CB,RR	190	* 102	23.1	55	0	220	* 153	252	* 137							
Brunner	3911-3110	CB,LL,RR	192	* 102	23.2	53	0	220	143	268	* 136	186	98	* 166	193	118	247	* 206
Rob-See-Co	RC4185-VT2P	CB,RR	180	98	23.2	54	0	219	134	244	122							
NK Brand	NK9021-D	CB,LL,RR,RW	173	96	23.4	53	0	207	122	245	119							
Golden Harvest	G91V51-DV- EZ1	CB,LL,RR,RW-wo	180	99	23.7	53	0	220	137	233	133	180	95	161	197	86	252	* 202
Brunner	3904AA	CB,LL,RR	* 199	* 104	23.7	53	0	* 230	* 170	271	126							
Jung	43FP404	CB,LL,RR,RW	* 200	* 104	24.0	52	1	* 232	146	272	* 149							
ProHarvest	64P24VT2PRIB	CB,RR	191	* 101	24.3	53	0	* 236	119	250	* 160	193	99	* 164	* 212	133	246	* 209
Rob-See-Co	RC4213-AA	CB,LL,RR	* 209	* 106	24.4	53	0	* 244	* 172	* 277	* 141							
95-DAY HYBRID TRIAL AVERAGE##					24.4													
Legacy Seeds	LC403-22 AA	CB,LL,RR	* 200	* 103	24.6	53	0	221	* 150	* 300	130	* 216	* 106	* 166	* 221	* 196	* 274	* 222
Renk	RK296AA	CB,LL,RR	* 197	* 103	24.8	52	0	* 230	* 165	265	125							
FS InVISION	FS 4715V RIB	CB,RR	192	* 101	24.9	52	0	* 235	* 152	260	123	183	96	160	203	107	237	* 208
FS InVISION	FS 4535D2 EZR	CB,LL,RR,RW	184	99	25.3	54	0	212	119	259	* 144							
Project Seeds	PS24-95	None	* 194	* 102	25.4	53	0	* 230	138	250	* 157							
MEAN			183	100	22.2	54	0	215	134	248	134	189	100	158	202	148	240	196
LSD(0.10)**			15	5	1.3	1	0	17	22	27	25	15	4	17	14	31	23	20

† Traits: CB=Corn Borer, DT=Drought Tolerant, LL=Liberty Link, RR=Roundup Ready, RW=Corn Rootworm, Ify=Leafy, ND=Nutri-Dense, wo=Water Optimize.

Average grain moisture of all hybrids in the trial as rated by the participating company maturity rating systems. Ratings are rounded to 5 day increments.

* Hybrids that performed statistically similar to the highest hybrid in the trial.

Shaded results provide the best estimate of relative hybrid performance.

Table 14. Southern Zone - Early Maturity Silage Trial.

111 day Relative Maturity or earlier based on company rating (Arlington= ARL, Montfort=MON)

Brand	Hybrid	Traits†	2023								2022					
			Average			Average					Average			Yield (T/A)		
			Yield (T/A)	Milk per Ton	Milk per Acre	Moist %	NDF %	NDFD %	Starch %	Yield (T/A) ARL	Yield (T/A) MON	Yield (T/A) ARL	Yield (T/A) MON	Yield (T/A) ARL	Yield (T/A) MON	
Prairie Hybrids	5883	None	11.2	3380	37700	58.2	33	67	35	10.8	11.6					
Prairie Hybrids	5200	None	11.5	3520	40700	60.5	33	68	35	* 11.6	11.4					
Cornelius	C6578PC	CB,LL,RR	10.6	* 3620	38200	60.9	33	70	36	10.3	10.9					
Cornelius	C6824PC	CB,LL,RR	* 12.2	* 3540	* 43300	61.9	33	67	36	* 12.1	12.3					
105-DAY HYBRID TRIAL AVERAGE##						62.3										
Dekalb	DKC59-07SSRIB	CB,LL,RR,RW	9.9	3520	34600	62.5	35	66	34	10.3	9.4	9.6	* 3430	32900	10.2	9.1
Viking	Fodder 5	None	12.0	* 3620	* 43400	62.9	34	68	36	11.5	* 12.5					
Cornelius	C6645PC	CB,LL,RR	10.8	* 3570	38700	63.1	34	67	34	10.2	11.5					
110-DAY HYBRID TRIAL AVERAGE##						63.4										
FS InVISION	FS 5935X RIB	CB,LL,RR,RW	10.9	* 3550	38800	63.7	35	66	34	10.7	11.2					
FS InVISION	FS 6025X RIB	CB,LL,RR,RW	11.4	3450	39300	64.0	36	65	32	11.3	11.5	* 10.4	3210	* 33400	10.3	* 10.5
Cornelius	C7048SSP	CB,LL,RR,RW	11.1	* 3590	39700	64.1	34	66	35	10.8	11.3					
Dairyland	DB-5005Q	CB,LL,RR,RW-bmr	10.9	3500	38100	64.1	34	72	32	11.2	10.6					
O'Brien Hybrids	OBX5110	CB,LL,RR,RW	* 12.4	3430	* 42400	64.3	36	68	32	* 11.6	* 13.1					
Dairyland	DB-4891SE	CB,LL,RR,RW-bmr	9.1	* 3630	33000	64.6	37	75	31	8.9	9.3					
Dairyland	HiDF-5000Q	CB,LL,RR,RW	* 12.9	3450	* 44700	64.7	34	69	32	* 12.7	* 13.2	* 11.2	3200	* 35800	* 11.7	* 10.6
O'Brien Hybrids	OB2106PCE	CB,LL,RR	11.7	3400	39800	64.8	36	66	31	11.3	12.1					
Blue River	62G22	None	11.5	3410	39200	65.2	37	66	31	11.3	11.8					
MEAN			11.3	3510	39500	63.1	35	68	33	11.0	11.5	10.3	3350	34600	10.8	9.8
LSD(0.10)**			0.8	100	3300	1.7	2	4	2	1.1	0.9	1.6	140	5900	1.2	1.6

† Traits: CB=Corn Borer, DT=Drought Tolerant, LL=Liberty Link, RR=Roundup Ready, RW=Corn Rootworm, Ify=Leafy, ND=Nutri-Dense, wo=Water Optimize.

Average whole plant moisture of all hybrids in the trial as rated by the participating company maturity rating systems. Ratings are rounded to 5 day increments.

* Hybrids that performed statistically similar to the highest hybrid in the trial.

Shaded results provide the best estimate of relative hybrid performance.

Table 15. Southern Zone - Late Maturity Silage Trial.

112 day Relative Maturity or later based on company rating (Arlington= ARL, Montfort=MON)

Brand	Hybrid	Traits†	2023								2022					
			Average			Average					Average			Yield (T/A)		
			Yield (T/A)	Milk per Ton	Milk per Acre	Moist %	NDF %	NDFD %	Starch %	Yield (T/A) ARL	Yield (T/A) MON	Yield (T/A) ARL	Yield (T/A) MON	Yield (T/A) ARL	Yield (T/A) MON	
Golden Harvest	G12S75-D-EZ1	CB,LL,RR,RW	* 12.1	3420	* 41500	62.1	36	68	32	* 11.9	* 12.3	* 10.9	3110	33800	* 11.9	* 9.9
Prairie Hybrids	8683	None	11.2	3450	38700	63.3	34	65	33	* 11.5	10.9					
Dairyland	DS-5279Q	CB,LL,RR,RW	11.2	* 3590	* 40300	63.3	34	71	34	* 12.1	10.3	* 10.8	* 3460	* 37500	* 12.1	* 9.5
NK Brand	NK1239-D	CB,LL,RR,RW	* 11.6	3480	* 40500	63.7	37	65	32	* 11.7	* 11.5	* 11.5	3280	* 37800	* 11.7	* 11.3
NK Brand	NK1354-D	CB,LL,RR,RW	11.0	* 3540	38800	63.8	36	67	33	10.9	11.0	* 11.0	* 3430	* 37700	11.1	* 10.9
Prairie Hybrids	7291	None	* 11.5	* 3490	* 40200	64.1	35	66	34	* 11.9	11.1					
Jung	67SS644	CB,LL,RR,RW	* 12.2	3320	* 41700	64.2	35	64	32	* 12.0	* 12.4					
110-DAY HYBRID TRIAL AVERAGE##						64.3										
Legacy Seeds	LC623-21 5122EZ	CB,LL,RR,RW	11.0	3410	37500	64.4	38	65	31	11.4	10.5	* 11.4	3310	* 37900	* 12.5	* 10.4
Tracy Seeds	T113-34	CB,LL,RR,RW	* 12.1	3380	* 40600	64.5	36	62	32	* 12.0	* 12.2					
Cornelius	C7235PC	CB,LL,RR	* 11.6	* 3610	* 42100	64.8	36	67	34	* 11.8	* 11.5					
FS InVISION	FS 6432P RIB	CB,LL,RR,RW	11.3	3370	38000	64.9	37	64	31	* 11.6	10.9					
Legacy Seeds	LC644-23	CB,LL,RR	* 12.2	3350	* 40800	64.9	37	63	31	* 11.9	* 12.5					
Cornelius	C7448PC	CB,LL,RR	11.2	* 3580	* 40000	65.0	35	67	34	10.8	* 11.6					
NK Brand	NK1480-DV	CB,LL,RR,RW	* 11.6	* 3610	* 41800	65.0	35	66	35	11.4	* 11.7					
Cornelius	C7202SSP	CB,LL,RR,RW	11.1	3460	38300	65.2	37	63	32	11.4	10.8					
Jung	65SP634	CB,LL,RR,RW	* 12.0	3330	* 40100	65.3	39	62	30	* 12.5	* 11.6					
115-DAY HYBRID TRIAL AVERAGE##						65.5										
Dairyland	HiDF-5202Q	CB,LL,RR,RW	10.6	3430	36300	66.3	36	70	30	10.6	10.6	* 10.6	3320	* 35400	11.6	* 9.7
Jung	65SS611	CB,LL,RR,RW	10.0	3450	34500	66.4	38	66	30	10.1	9.9	9.8	* 3460	33900	10.6	9.0
Blue River	82-14P	None	* 11.9	3390	* 40300	66.7	38	65	30	* 11.6	* 12.1					
Prairie Hybrids	8759	None	11.3	3310	37500	67.5	40	63	28	11.0	* 11.6					
Viking	24SM15	None	10.7	2780	29700	69.7	44	62	20	10.8	10.7					
MEAN			11.4	3420	39000	65.0	37	65	31	11.5	11.3	10.4	3320	34500	11.2	9.5
LSD(0.10)**			0.8	120	3000	1.4	2	2	2	1.0	1.0	1.0	150	4000	0.9	1.9

† Traits: CB=Corn Borer, DT=Drought Tolerant, LL=Liberty Link, RR=Roundup Ready, RW=Corn Rootworm, Ify=Leafy, ND=Nutri-Dense, wo=Water Optimize.

Average whole plant moisture of all hybrids in the trial as rated by the participating company maturity rating systems. Ratings are rounded to 5 day increments.

* Hybrids that performed statistically similar to the highest hybrid in the trial.

Shaded results provide the best estimate of relative hybrid performance.

Figure 2. Relationship between Milk per Acre and Milk per Ton of corn hybrids in Southern Wisconsin during 2023. A bolded hybrid performed statistically similar to the highest hybrid for Yield, Milk per Ton and Milk per Acre.

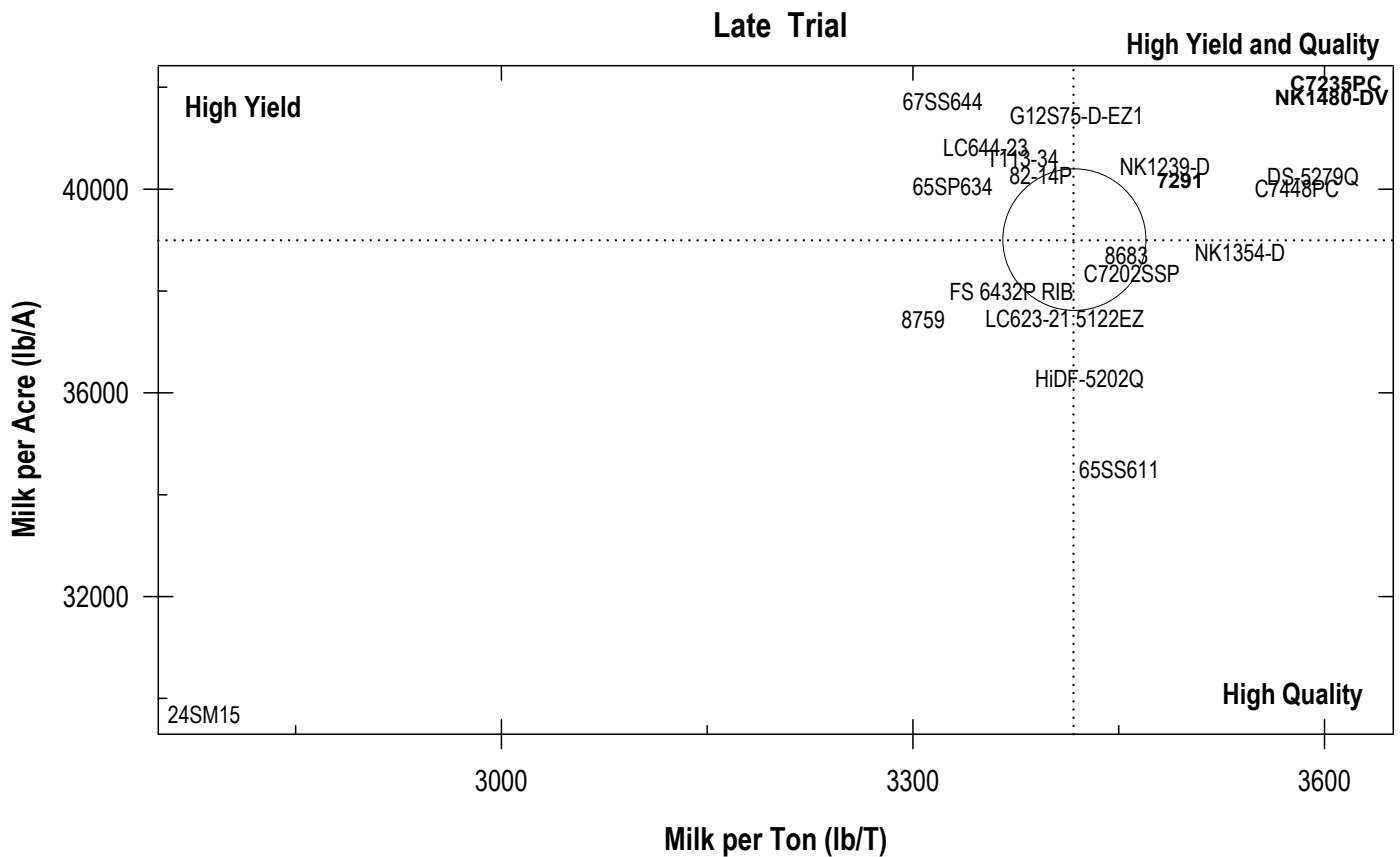
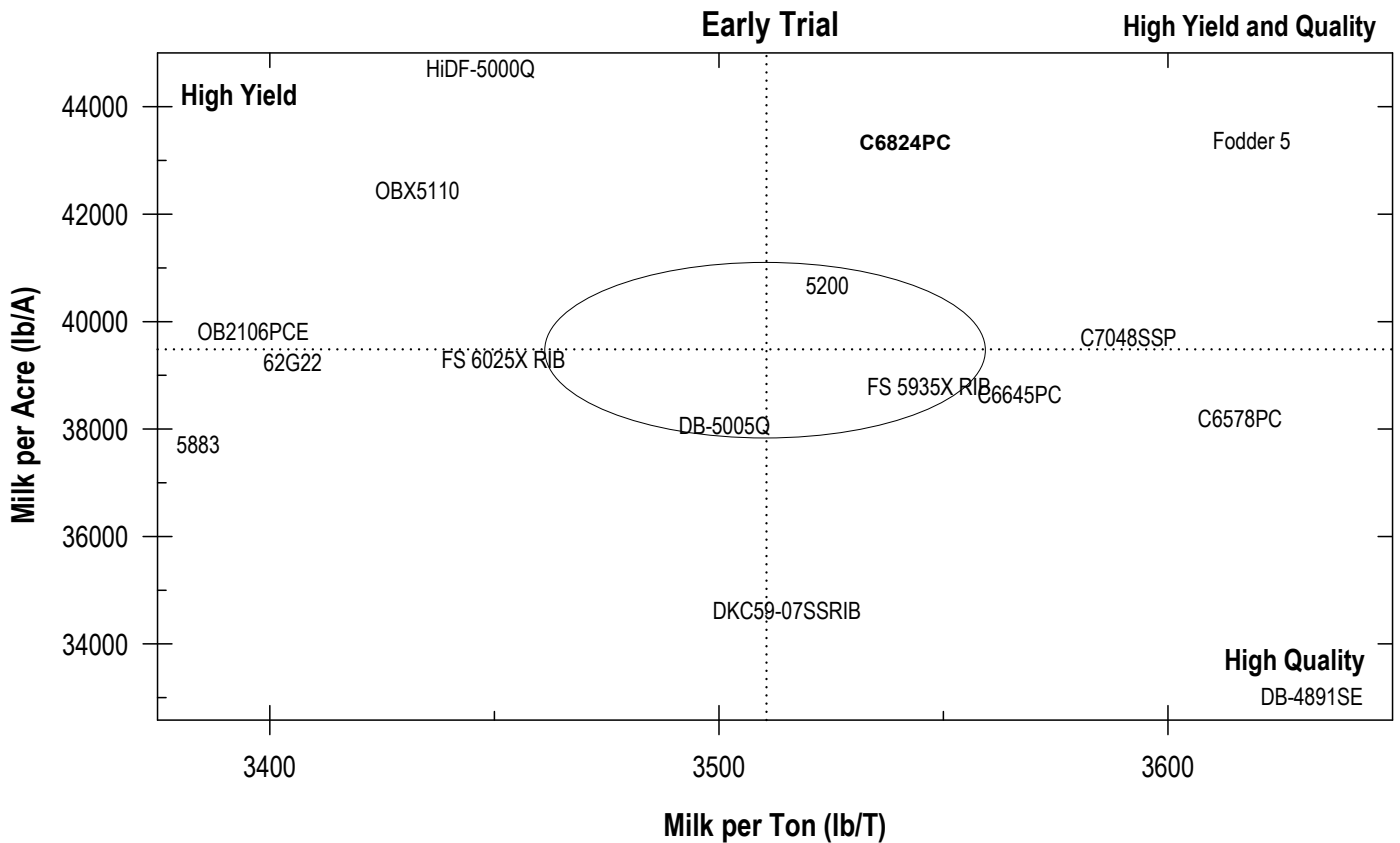


Table 16. South Central Zone - Early Maturity Silage Trial.

107 day Relative Maturity or earlier based on company rating (Fond du Lac= FON, Galesville= GAL)

Brand	Hybrid	Traits†	2023								2022						
			Average			Average					Average			Yield (T/A)			
			Yield (T/A)	Milk per Ton	Milk per Acre	Moist %	NDF %	NDFD %	Starch %	Yield (T/A) FON	Yield (T/A) GAL	Yield (T/A) (T/A)	Milk per Ton	Milk per Acre	Yield (T/A) FON	Yield (T/A) GAL	
Channel	203-70TRERIB	CB,RR	* 12.0	* 3510	* 42400	61.9	33	66	36	* 12.7	11.4						
Viking-Blue River	51-04	None	11.5	3330	38500	62.9	37	64	32	* 12.1	11.0						
FS InVISION	FS 5525VDG RIB	CB,DT,RR	11.8	* 3580	* 42400	63.8	35	63	35	* 12.2	11.4	* 11.1	* 3490	* 38700	* 10.7	* 11.5	
Prairie Hybrids	5200	None	* 12.8	3380	* 43500	63.8	36	62	32	* 12.7	* 13.0						
Blue River	49M23	None	* 12.3	* 3430	* 42200	64.0	37	65	31	* 12.6	* 12.0						
NK Brand	NK0440-AT	CB,LL,RR,RW	11.8	3380	* 39800	64.2	37	64	31	* 12.0	* 11.5						
FS InVISION	FS 5115X RIB	CB,LL,RR,RW	11.5	* 3400	39100	64.5	36	63	32	11.8	11.2	9.9	3320	32700	9.3	10.4	
Channel	203-83STXRIB	CB,LL,RR,RW	11.3	* 3540	* 40200	64.6	36	64	34	11.0	* 11.6	9.9	* 3430	33900	9.5	10.3	
O'Brien Hybrids	OB1135W	None	11.4	3330	37900	64.7	38	60	31	* 11.9	10.9						
FS InVISION	FS 5335P RIB	CB,LL,RR,RW	11.9	* 3460	* 41300	64.7	37	62	33	* 12.0	* 11.9						
Legacy Seeds	LC554-22PWE	CB,LL,RR	* 12.3	* 3520	* 43200	64.7	35	65	34	* 12.2	* 12.4						
105-DAY HYBRID TRIAL AVERAGE##						64.8											
Channel	206-16SSPRIB	CB,LL,RR,RW	10.9	3370	36600	65.4	37	62	31	10.8	10.9						
Golden Harvest	G07G73-D- EZ1	CB,LL,RR,RW	11.8	3160	37300	65.6	38	63	28	11.8	* 11.8						
Dairyland	HiDF-4545Q	CB,LL,RR,RW	* 12.5	* 3460	* 43300	65.6	36	66	33	* 12.2	* 12.7	10.4	3140	32500	9.7	* 11.0	
Dairyland	DB-4522Q	CB,LL,RR,RW-bmr	11.1	* 3440	38200	65.9	36	69	30	11.1	11.1						
100-DAY HYBRID TRIAL AVERAGE##						65.9											
Legacy Seeds	LC554-23 SSX	CB,LL,RR,RW	11.1	* 3400	37800	66.4	37	62	31	11.0	11.3						
FS InVISION	FS 5725X	CB,LL,RR,RW	* 12.4	3280	* 40800	66.5	37	60	30	* 12.7	* 12.2						
Dairyland	HiDF-3802Q	CB,LL,RR,RW	* 12.0	3340	* 39900	66.9	39	63	30	11.8	* 12.1	* 10.9	3270	35700	* 10.6	* 11.2	
Jung	57SS552	CB,LL,RR,RW	11.2	3170	35500	67.0	40	62	27	10.6	* 11.7						
Legacy Seeds	LC525-21 PWE	CB,LL,RR	11.6	* 3500	* 40600	67.4	37	63	33	11.6	* 11.6	* 11.5	3410	* 39200	* 11.4	* 11.6	
MEAN			11.8	3400	40000	65.0	37	63	32	11.8	11.7	10.0	3340	33500	9.6	10.5	
LSD(0.10)**			0.8	190	3900	1.5	2	3	3	0.9	1.5	0.7	110	2700	0.8	1.1	

† Traits: CB=Corn Borer, DT=Drought Tolerant, LL=Liberty Link, RR=Roundup Ready, RW=Corn Rootworm, lf=Leafy, ND=Nutri-Dense, wo=Water Optimize.

Average whole plant moisture of all hybrids in the trial as rated by the participating company maturity rating systems. Ratings are rounded to 5 day increments.

* Hybrids that performed statistically similar to the highest hybrid in the trial.

Shaded results provide the best estimate of relative hybrid performance.

Table 17. South Central Zone - Late Maturity Silage Trial.

108 day Relative Maturity or later based on company rating (Fond du Lac= FON, Galesville= GAL)

Brand	Hybrid	Traits†	2023									2022				
			Average			Average						Average			Yield (T/A)	
			Yield (T/A)	Milk per Ton	Milk per Acre	Moist %	NDF %	NDFD %	Starch %	Yield (T/A) FON	Yield (T/A) GAL	Yield (T/A)	Milk per Ton	Milk per Acre	Yield (T/A) FON	Yield (T/A) GAL
Prairie Hybrids	5883	None	12.2	* 3290	* 40200	64.1	37	63	31	* 11.3	* 13.2	* 11.3	3260	* 36800	* 11.1	* 11.5
Channel	212-52SSPRIB	CB,LL,RR,RW	11.9	* 3310	* 39500	65.8	38	64	30	* 12.2	11.6	9.9	3250	32300	9.0	10.9
Dekalb	DKC59-07SSRIB	CB,LL,RR,RW	11.4	* 3420	39000	66.3	36	64	32	* 11.5	11.3	10.0	* 3320	* 33200	9.9	10.1
NK Brand	NK1239-D	CB,LL,RR,RW	* 12.5	* 3330	* 41700	66.3	39	62	29	* 12.3	12.8					
FS InVISION	FS 5835V RIB	CB,RR	* 12.6	3240	* 40900	66.4	38	62	29	* 12.4	12.9					
Channel	211-11SSPRIB	CB,LL,RR,RW	11.9	3240	38600	66.7	39	64	28	* 11.6	12.3					
Legacy Seeds	LC623-21 5122EZ	CB,LL,RR,RW	12.1	3250	39200	66.8	39	63	28	* 11.9	12.2	* 11.4	3040	* 34800	* 11.1	* 11.7
Channel	212-40VT4PRIB	CB,LL,RR,RW	12.1	* 3310	* 40100	66.8	38	63	31	* 12.0	12.2					
Channel	210-08VT2PRIB	CB,RR	11.8	* 3350	39300	66.9	37	63	31	* 12.2	11.3					
110-DAY HYBRID TRIAL AVERAGE##						67.0										
Renk	RK915VT2P	CB,RR	11.7	3160	36900	67.3	41	62	26	* 11.5	11.8					
Legacy Seeds	LC644-23	CB,LL,RR	12.2	3170	39000	67.9	40	58	28	* 11.8	12.7					
Channel	210-99STXRIB	CB,LL,RR,RW	10.3	* 3420	35100	67.9	37	62	32	10.0	10.5	9.8	3120	30800	9.7	10.0
Dairyland	DB-4891SE	CB,LL,RR,RW-bmr	10.2	3240	32900	68.1	41	72	24	9.9	10.4					
115-DAY HYBRID TRIAL AVERAGE##						68.2										
Jung	63SP633	CB,LL,RR,RW	12.2	3210	39100	68.2	38	62	28	* 12.0	12.4					
Renk	RK895DGV2P	CB,DT,RR	11.3	* 3350	38000	68.2	38	62	30	* 11.5	11.1	* 10.8	* 3310	* 35800	* 10.6	11.0
Renk	RK811PWE	CB,LL,RR	12.1	* 3360	* 40600	68.5	38	64	30	* 11.8	12.3					
Dairyland	DB-5005Q	CB,LL,RR,RW-bmr	10.9	* 3340	36700	68.5	37	70	29	10.9	11.0					
Renk	RK940SSTX	CB,LL,RR,RW	12.3	3030	37400	68.7	40	61	25	* 11.9	12.7	10.4	3090	32400	* 10.4	10.4
Jung	63SP614	CB,LL,RR,RW	11.9	3200	38100	68.8	38	63	28	* 11.7	12.0					
Dairyland	HiDF-5000Q	CB,LL,RR,RW	* 13.4	3200	* 43000	68.9	39	63	28	* 12.4	* 14.4	10.1	3190	32100	9.4	10.7
MEAN			11.8	3270	38800	67.4	38	63	29	11.6	12.1	10.5	3240	34000	10.0	11.0
LSD(0.10)**			0.9	140	3500	1.5	2	3	2	1.1	1.4	1.3	160	4800	1.0	1.1

† Traits: CB=Corn Borer, DT=Drought Tolerant, LL=Liberty Link, RR=Roundup Ready, RW=Corn Rootworm, lfy=Leafy, ND=Nutri-Dense, wo=Water Optimize.

Average whole plant moisture of all hybrids in the trial as rated by the participating company maturity rating systems. Ratings are rounded to 5 day increments.

* Hybrids that performed statistically similar to the highest hybrid in the trial.

Shaded results provide the best estimate of relative hybrid performance.

Figure 3. Relationship between Milk per Acre and Milk per Ton of corn hybrids in South Central Wisconsin during 2023 A bolded hybrid performed statistically similar to the highest hybrid for Yield, Milk per Ton and Milk per Acre.

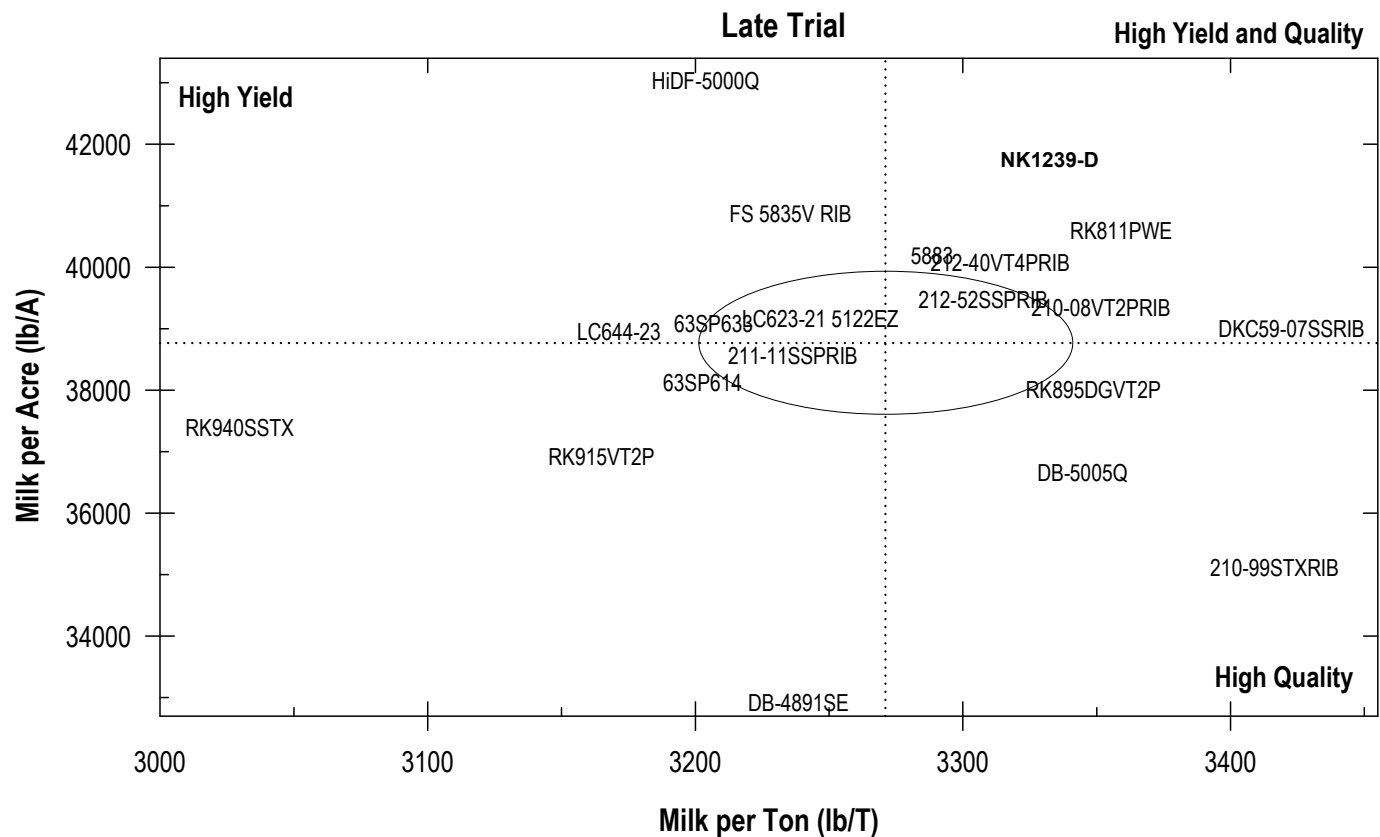
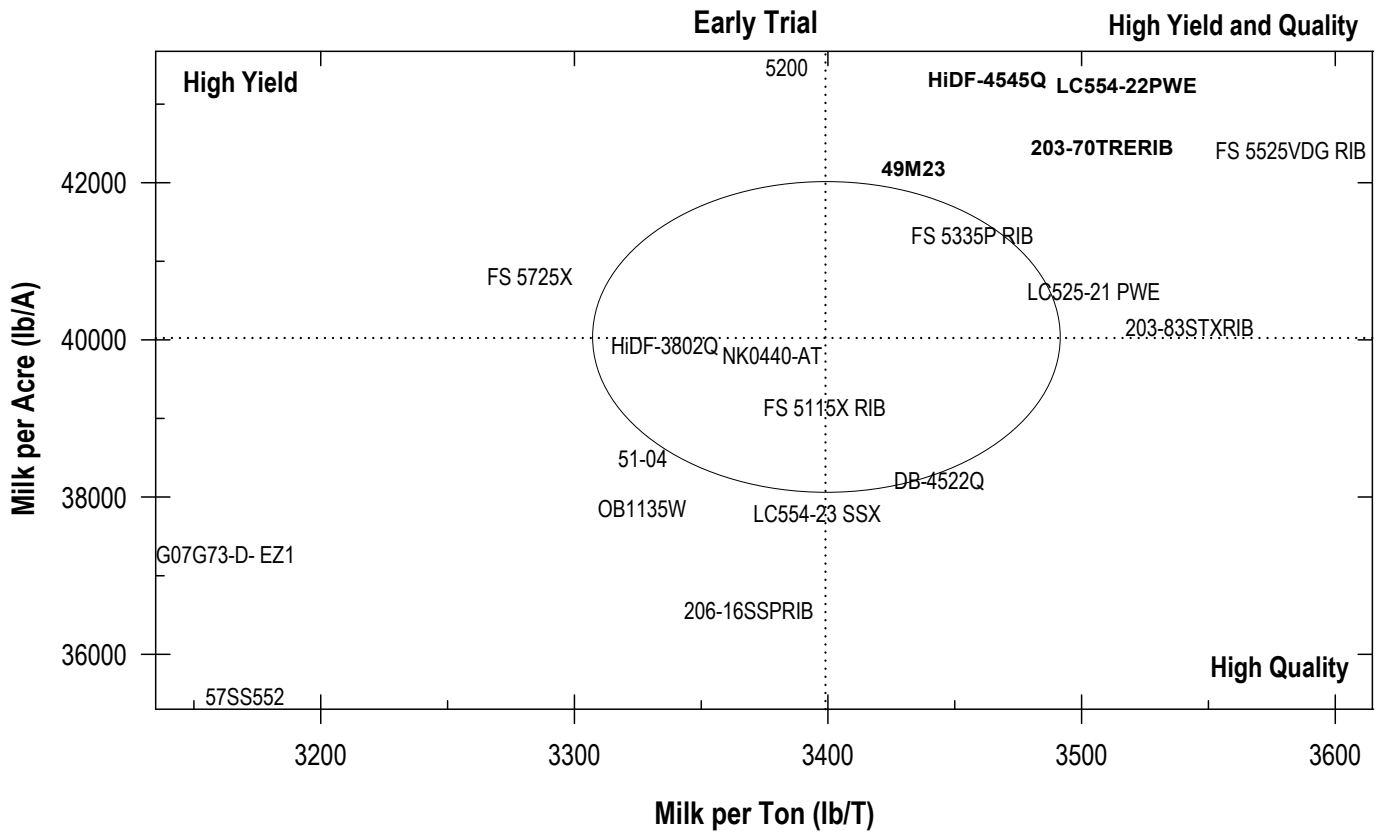


Table 18. North Central Zone - Early Maturity Silage Trial.

100 day Relative Maturity or earlier based on company rating (Chippewa Falls= CHP, Marshfield= MAR, Valders= VAL)

Brand	Hybrid	Traits†	2023									2022							
			Average			Moist	NDF	NDFD	Starch	Yield (T/A)			Average			Yield (T/A)			
			Yield (T/A)	Milk per Ton	Milk per Acre					CHP	MAR	VAL	Yield (T/A)	Milk per Ton	Milk per Acre	CHP	MAR	VAL	
FS InVISION	FS 4535D2 EZR	CB,LL,RR,RW	* 10.7	3400	* 36400	60.8	34	65	34	* 10.9	* 10.6	* 10.7							
ProHarvest	EXP96S	RR	* 11.2	3150	* 35300	61.0	38	63	29	* 12.0	* 10.4	* 11.2							
Renk	RK429-3220	CB,LL,RR	9.5	* 3440	32900	61.4	34	61	36	10.6	9.1	8.9	8.8	* 3360	29500	8.7	8.4	9.1	
NK Brand	NK9771-DV	CB,LL,RR,RW	10.3	3320	34200	61.9	36	64	32	* 11.4	* 10.5	9.0							
Legacy Seeds	LC465-23 PWE	CB,LL,RR	* 11.0	* 3430	* 37700	62.1	34	65	34	* 11.3	* 10.3	* 11.4							
FS InVISION	FS 4927T RIB	CB,RR	* 10.5	3360	* 35500	62.2	37	62	32	* 11.1	* 9.9	* 10.7	9.8	3250	32000	9.6	8.9	* 11.0	
95-DAY HYBRID TRIAL AVERAGE##						62.3													
Jung	48SS420	CB,LL,RR,RW	10.0	* 3410	34100	62.4	36	64	33	9.8	* 10.0	* 10.2	8.9	3260	29100	9.2	8.0	9.5	
O'Brien Hybrids	OBX97	None	8.2	3240	26500	62.8	40	62	28	8.3	8.1	8.1							
Legacy Seeds	LC503-22 AA	CB,LL,RR	10.1	* 3450	34900	63.1	34	65	34	* 10.7	* 9.6	* 10.1							
FS InVISION	FS 5035P RIB	CB,LL,RR,RW	10.0	3380	33900	63.2	37	64	32	* 11.2	* 9.6	9.2							
Dairyland	HiDF-3522Q	CB,LL,RR,RW	9.7	* 3500	34800	64.0	36	65	34	10.3	* 9.5	9.4	9.2	* 3350	30900	9.5	8.5	9.5	
Legacy Seeds	LC474-23 PWE	CB,LL,RR	9.9	* 3460	34300	64.1	36	67	33	10.6	9.4	9.6							
100-DAY HYBRID TRIAL AVERAGE##						64.1													
Dairyland	HiDF-3855Q	CB,LL,RR,RW	10.1	3310	33600	64.2	37	66	30	10.1	9.4	* 10.9	* 10.2	3260	* 33300	* 10.9	9.6	* 10.1	
Legacy Seeds	LC494-23 PWE	CB,LL,RR	9.7	3380	32700	64.4	37	64	32	9.7	9.3	* 10.0							
Dairyland	HiDF-4073Q	CB,LL,RR,RW	* 10.5	* 3440	* 36100	64.7	36	67	32	10.5	* 10.2	* 10.7	* 10.6	3340	* 35600	* 11.1	* 9.9	* 10.9	
Channel	200-23VT2PRIB	CB,RR	* 10.5	* 3410	* 35800	64.8	37	65	32	* 11.1	* 10.1	* 10.4							
Dairyland	DB-4022Q	CB,LL,RR,RW-bmr	10.1	* 3500	* 35500	65.4	36	71	32	* 10.9	* 9.6	* 9.9							
Channel	198-99SSPRIB	CB,LL,RR,RW	* 10.5	3370	* 35500	66.7	36	64	32	* 12.0	* 9.9	9.7							
MEAN			10.1	3390	34400	63.3	36	65	32	10.7	9.7	10.0	9.2	3310	30700	9.2	8.8	9.7	
LSD(0.10)**			0.7	90	2700	1.9	2	2	2	1.4	1.1	1.5	0.7	120	2800	1.3	1.1	1.0	

† Traits: CB=Corn Borer, DT=Drought Tolerant, LL=Liberty Link, RR=Roundup Ready, RW=Corn Rootworm, Ify=Leafy, ND=Nutri-Dense, wo=Water Optimize.

Average whole plant moisture of all hybrids in the trial as rated by the participating company maturity rating systems. Ratings are rounded to 5 day increments.

* Hybrids that performed statistically similar to the highest hybrid in the trial.

Shaded results provide the best estimate of relative hybrid performance.

Table 19. North Central Zone - Late Maturity Silage Trial.

101 day Relative Maturity or later based on company rating (Chippewa Falls= CHP, Marshfield= MAR, Valders= VAL)

Brand	Hybrid	Traits†	2023										2022						
			Average			Moist	NDF	NDFD	Starch	Yield (T/A)			Average			Yield (T/A)			
			Yield (T/A)	Milk per Ton	Milk per Acre					CHP	MAR	VAL	Yield (T/A)	Milk per Ton	Milk per Acre	CHP	MAR	VAL	
Channel	202-70TRERIB	CB,RR	10.1	* 3500	* 35500	63.3	36	67	33	* 11.9	8.5	9.8							
ProHarvest	74P51VT2PRIB	CB,RR	10.3	3400	* 35000	63.4	36	65	32	11.3	* 9.9	9.7							
Channel	203-70TRERIB	CB,RR	10.1	3460	* 35100	64.6	36	66	33	11.1	* 10.0	9.3							
Renk	RK642VT2P	CB,RR	* 10.8	3410	* 36900	64.7	37	64	32	* 11.7	* 10.4	* 10.3	9.4	3360	31900	9.6	* 8.8	9.9	
Channel	211-11SSPRIB	CB,LL,RR,RW	* 11.1	3300	* 36800	64.9	37	67	29	* 13.1	* 10.7	9.5							
PIP	5402	None	* 10.6	* 3600	* 38200	65.0	34	69	35	* 12.0	* 9.6	* 10.0							
Renk	RK700SSTX	CB,LL,RR,RW	* 10.8	3350	* 36400	65.2	37	66	30	* 12.4	* 9.6	* 10.4	8.9	3220	28700	8.3	* 9.0	9.5	
Channel	203-83STXRIB	CB,LL,RR,RW	10.0	* 3490	* 35300	65.2	36	67	32	* 12.1	8.3	9.8	8.5	* 3440	29400	7.7	* 8.8	9.2	
Jung	56SS538	CB,LL,RR,RW	* 10.7	3410	* 36600	65.2	36	64	32	* 12.4	* 9.8	* 9.9							
Jung	51SS500	CB,LL,RR,RW	9.9	* 3490	34700	65.5	36	67	32	11.3	8.6	* 9.9	9.0	3260	29400	8.9	8.2	9.8	
Golden Harvest	G02K39-D-EZ1	CB,LL,RR,RW	* 10.4	* 3490	* 36300	66.0	37	67	32	11.3	9.3	* 10.4							
100-DAY HYBRID TRIAL AVERAGE##						66.1													
105-DAY HYBRID TRIAL AVERAGE##						66.2													
Dairyland	DS-4219AM	CB,LL,RR	9.7	3480	33800	66.3	36	67	32	11.3	8.0	9.8							
Channel	206-16SSPRIB	CB,LL,RR,RW	9.3	3340	31200	66.4	38	63	30	10.1	8.9	9.0	9.2	3270	30000	9.0	8.2	10.3	
Channel	201-07SSPRIB	CB,LL,RR,RW	9.3	3450	32100	66.8	37	66	31	9.9	8.4	9.5							
Dairyland	HiDF-3802Q	CB,LL,RR,RW	* 10.7	3480	* 37400	67.0	37	67	31	* 12.5	* 9.6	* 9.9	9.6	3180	30600	9.4	* 8.9	10.5	
Legacy Seeds	LC525-21 PWE	CB,LL,RR	* 10.7	3430	* 36900	67.3	37	65	31	* 12.0	9.2	* 10.9	9.5	3290	31500	9.5	* 8.9	10.2	
Blue River	24-01	None	10.1	3480	* 35300	67.4	38	65	32	10.9	9.0	* 10.4							
ProHarvest	73P40PC	CB,LL,RR	9.9	3480	34700	67.4	37	67	31	10.8	8.8	* 10.1							
Dairyland	HiDF-4545Q	CB,LL,RR,RW	* 10.9	3350	* 36600	67.5	38	66	29	* 12.4	9.2	* 11.1	9.9	3220	32100	* 11.0	* 8.7	10.0	
Dekalb	DKC53-94SSRIB	CB,LL,RR,RW	10.3	3310	34100	67.5	39	65	29	* 11.6	9.0	* 10.2	9.1	3220	29600	9.1	8.0	10.3	
Jung	54SS522	CB,LL,RR,RW	9.8	3340	32800	67.9	38	65	29	11.1	8.7	9.6	8.8	3210	28500	8.6	8.0	10.0	
Dairyland	DB-4522Q	CB,LL,RR,RW-bmr	9.9	3420	33900	67.9	38	72	29	10.8	8.8	* 10.0							
MEAN			10.2	3430	35300	66.0	37	66	31	11.5	9.2	10.0	9.1	3310	30300	9.2	8.4	9.7	
LSD(0.10)**			0.8	110	3200	1.5	2	2	2	1.6	1.1	1.3	0.8	120	3100	1.5	1.1	1.0	

† Traits: CB=Corn Borer, DT=Drought Tolerant, LL=Liberty Link, RR=Roundup Ready, RW=Corn Rootworm, Ify=Leafy, ND=Nutri-Dense, wo=Water Optimize.

Average whole plant moisture of all hybrids in the trial as rated by the participating company maturity rating systems. Ratings are rounded to 5 day increments.

* Hybrids that performed statistically similar to the highest hybrid in the trial.

Shaded results provide the best estimate of relative hybrid performance.

Figure 4. Relationship between Milk per Acre and Milk per Ton of corn hybrids in North Central Wisconsin during 2023. A bolded hybrid performed statistically similar to the highest hybrid for Yield, Milk per Ton and Milk per Acre.

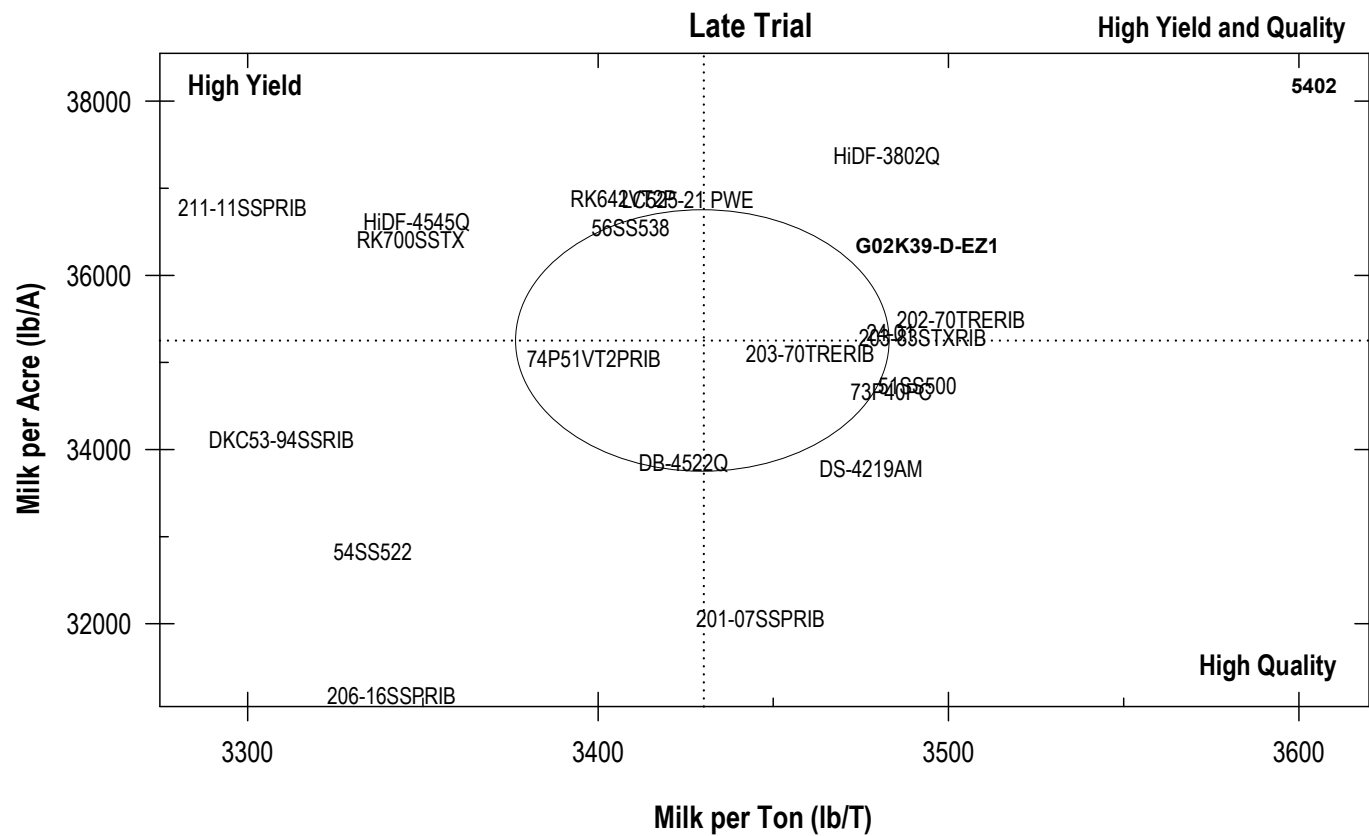
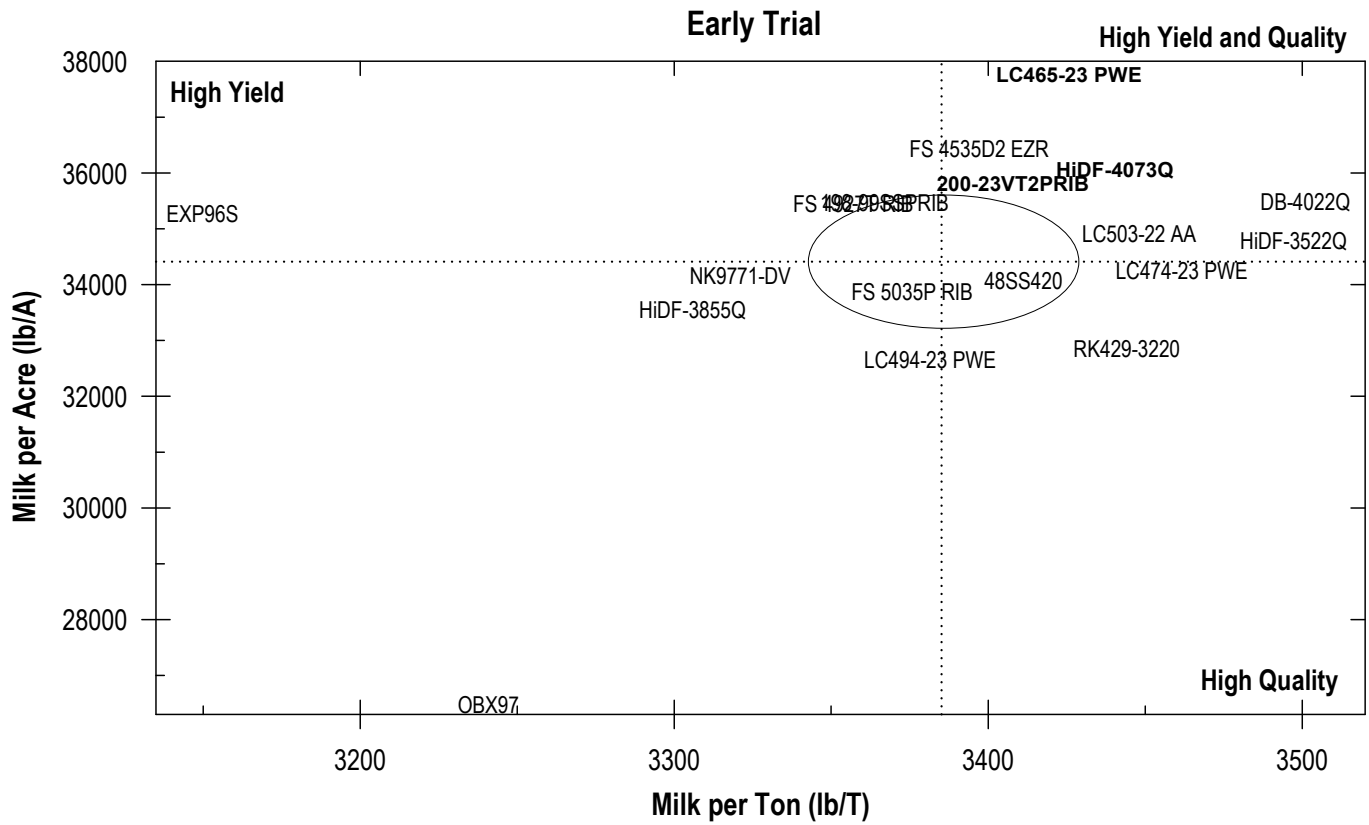


Table 20. Northern Zone Silage Trial.

(Coleman= COL, Marshfield= MAR Spooner irrigated sand= SPI, Spooner dryland silt loam= SPS)

Brand	Hybrid	Traits†	2023											2022						
			Average				Moist	NDF	NDFD	Starch	Yield (T/A)				Average			Yield (T/A)		
			Yield (T/A)	Milk per		COL					MAR	SPI	SPS	Yield (T/A)	Milk per		COL	MAR	SPI	SPS
Legacy Seeds	LC403-22 AA	CB,LL,RR	* 9.7	* 3400	* 33000		59.4	36	66	33				* 12.1	* 11.4	10.3	4.9	* 9.4	3300	* 31200
NK Brand	NK8558-AA	CB,LL,RR	* 9.2	* 3410	* 31200	59.7	36	67	33	10.5	9.2	10.1	* 7.0							
Rob-See-Co	RC4225-RR2	RR	* 8.8	* 3340	* 29300	60.4	38	67	30	9.9	9.3	10.6	5.4	9.1	* 3360	* 30700	* 8.8	* 9.4	9.8	* 8.4
Dairyland	DS-3203Q	CB,LL,RR,RW	* 9.3	* 3350	* 31200	60.6	37	67	31	10.7	7.9	10.7	* 8.0							
Jung	45SS423	CB,LL,RR,RW	* 9.7	3170	* 30800	60.6	37	66	29	11.4	9.2	10.8	* 7.3	9.2	3140	28800	7.5	9.1	* 11.5	* 8.6
Rob-See-Co	RC4213-AA	CB,LL,RR	* 9.8	* 3410	* 33200	60.7	35	67	32	11.4	9.9	11.2	* 6.6							
Jung	40DP401	CB,RR	* 9.2	* 3390	* 31000	60.7	37	66	32	10.7	9.9	9.8	* 6.3	8.7	* 3310	28900	7.8	9.0	10.3	7.8
Dairyland	DS-3162Q	CB,LL,RR,RW	* 9.3	* 3350	* 31100	61.0	36	65	32	11.1	8.7	10.6	* 6.6	9.0	3220	* 29100	* 8.4	9.0	10.3	* 8.3
NK Brand	NK9771-DV	CB,LL,RR,RW	* 9.5	3080	* 29800	61.1	37	67	27	12.0	9.2	* 11.4	5.6							
Jung	43FP404	CB,LL,RR,RW	* 9.8	* 3340	* 32800	61.2	36	66	32	* 13.1	* 10.4	10.3	5.2							
90-DAY HYBRID TRIAL AVERAGE##						61.3														
Dekalb	DKC45-74SSRIB	CB,LL,RR,RW	* 9.3	* 3290	* 30900	61.6	37	68	30	11.1	9.9	9.6	* 6.6							
Legacy Seeds	LC454-22 VT2P	CB,RR	* 9.3	* 3300	* 30700	62.0	37	67	30	10.7	9.2	10.9	* 6.3							
95-DAY HYBRID TRIAL AVERAGE##						62.0														
Jung	47SP434	CB,LL,RR,RW	* 9.5	3230	* 30500	62.1	38	68	29	11.1	9.3	10.9	* 6.7							
Dairyland	DS-3601AM	CB,LL,RR	* 9.4	* 3280	* 30800	62.2	38	67	29	11.6	9.0	10.2	* 6.6							
Renk	RK429-3220	CB,LL,RR	* 9.4	* 3410	* 31900	62.2	36	63	33	9.8	9.0	* 13.0	5.7	8.9	3240	28800	* 8.7	8.8	9.5	* 8.6
Dairyland	DB-3722Q	CB,LL,RR,RW-bmr	* 9.1	* 3320	* 30200	62.4	35	73	30	11.2	9.4	10.4	5.6							
Golden Harvest	G91V51-DV- EZ1	CB,LL,RR,RW-wo	* 8.9	* 3400	* 30300	62.4	36	64	33	11.2	8.4	8.7	* 7.3							
NK Brand	NK9021-D	CB,LL,RR,RW	* 9.1	* 3400	* 31100	62.6	37	65	31	10.3	9.0	11.2	5.9							
Dairyland	HiDF-3855Q	CB,LL,RR,RW	* 9.0	3220	28900	62.8	37	67	29	11.0	9.8	9.5	5.7	* 9.8	3070	* 30000	* 8.7	* 9.6	* 11.6	* 9.2
Jung	46SS428	CB,LL,RR,RW	* 9.9	* 3310	* 32800	63.3	36	67	31	* 12.5	9.7	* 11.4	* 6.2	9.0	3210	28900	7.9	8.9	10.1	* 9.0
Dairyland	HiDF-4073Q	CB,LL,RR,RW	* 9.2	3230	* 29600	63.4	37	69	29	* 12.5	9.0	9.8	5.5	* 9.5	3190	* 30300	7.9	* 9.8	* 11.2	* 8.9
Dairyland	HiDF-3522Q	CB,LL,RR,RW	* 9.5	* 3370	* 31900	63.6	37	67	31	12.0	9.3	10.4	* 6.3	9.0	* 3320	* 30000	* 8.1	9.1	* 10.6	* 8.3
Blue River	30K84	None	8.7	* 3370	* 29400	63.9	37	71	29	10.3	7.8	10.9	5.9							
100-DAY HYBRID TRIAL AVERAGE##						64.1														
Project Seeds	PS24-98	None	7.6	2860	21700	66.0	41	66	22	7.0	7.1	11.2	5.2							
MEAN			9.3	3300	30600	61.9	37	67	30	11.1	9.2	10.6	6.2	8.8	3250	28700	8.1	8.9	10.1	8.3
LSD(0.10)**			1.1	140	4000	2.6	2	1	3	1.0	1.0	1.7	2.0	0.5	110	2200	0.8	1.2	1.2	1.0

† Traits: CB=Corn Borer, DT=Drought Tolerant, LL=Liberty Link, RR=Roundup Ready, RW=Corn Rootworm, lfy=Leafy, ND=Nutri-Dense, wo=Water Optimize.

Average whole plant moisture of all hybrids in the trial as rated by the participating company maturity rating systems. Ratings are rounded to 5 day increments.

* Hybrids that performed statistically similar to the highest hybrid in the trial.

Shaded results provide the best estimate of relative hybrid performance.

Figure 5. Relationship between Milk per Acre and Milk per Ton of corn hybrids in Northern Wisconsin during 2023. A bolded hybrid performed statistically similar to the highest hybrid for Yield, Milk per Ton and Milk per Acre.

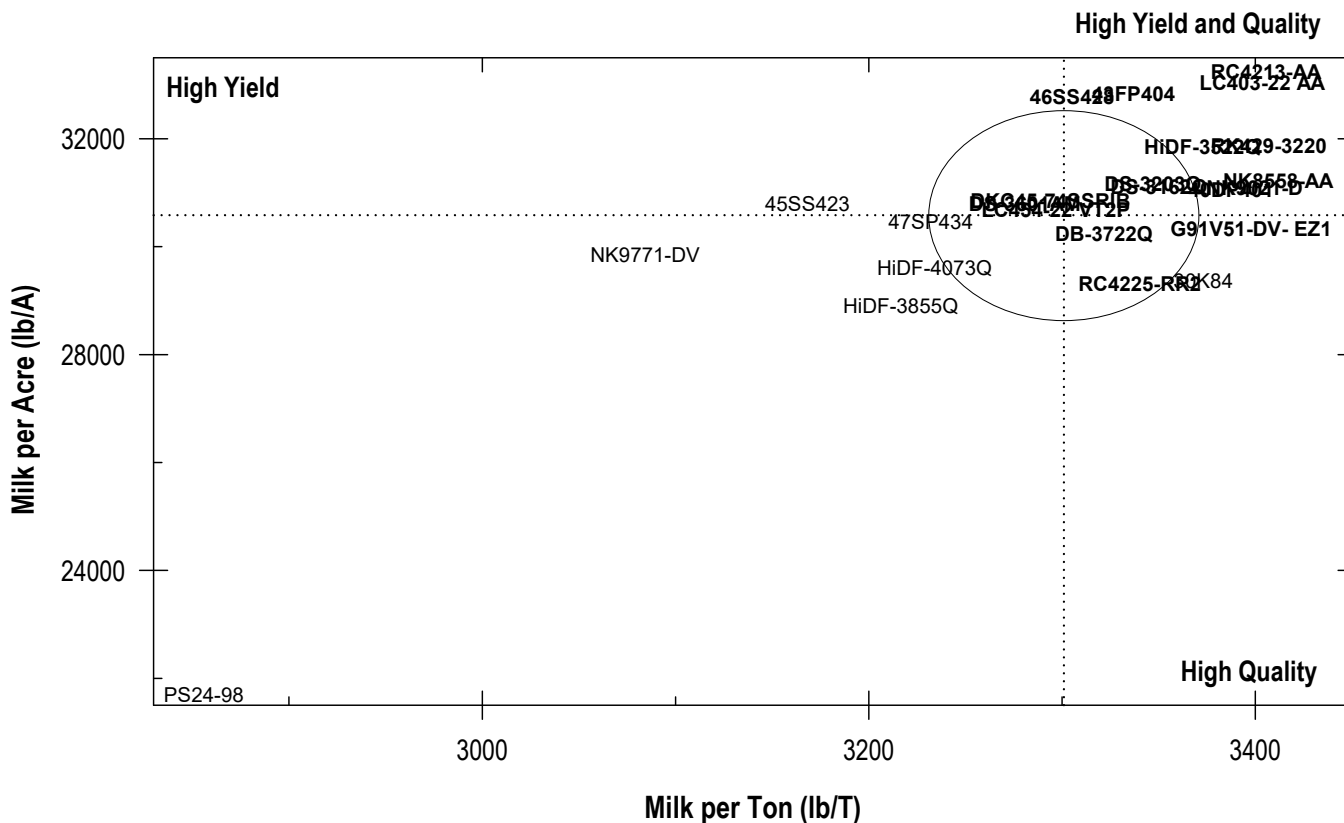


Table 21. South Central Zone - Organic Grain Trial.

(Fond du Lac= FON, Galesville= GAL, Hancock= HAN)

Brand	Hybrid	Traits†	2023						2022							
			Average			Yield (bu/A)	Average			Yield (bu/A)	Average					
			Yield (bu/A)	P.I. #	Moist %		Test Wt.	Lodge %	Yield (bu/A)		P.I. #	Yield (bu/A)	FON	GAL	HAN	
Viking-Blue River	46-02P	None	250	98	20.4	55	1	237	236	* 272	* 235	* 103	231	* 273	198	
Viking-Blue River	84-04P	None	273	* 102	21.0	55	0	287	* 275	269						
Blue River	24-01	None	* 287	* 104	21.5	52	0	* 297	* 285	* 298						
Organic	UW Check J	None	272	101	21.6	53	1	282	* 279	270						
100-DAY HYBRID TRIAL AVERAGE##					22.5											
DenBesten	DB32-02	None	263	99	22.7	52	0	263	* 264	264						
Foundation Direct Seeds	8636UT	None	186	85	23.2	54	1	176	163	217						
DenBesten	DB42-04-OR	None	267	100	23.4	52	1	265	* 257	258						
Foundation Direct Seeds	8305UT	None	* 282	* 102	23.5	52	0	* 294	* 273	* 284	* 255	* 106	* 255	* 286	* 223	
105-DAY HYBRID TRIAL AVERAGE##					23.6											
Foundation Direct Seeds	8552UT	None	* 281	* 102	24.0	52	0	287	* 281	* 284						
Blue River	49M23	None	275	101	24.2	53	0	290	* 263	* 287						
Prairie Hybrids	5881	None	* 296	* 105	24.6	56	0	* 315	* 287	* 286						
Prairie Hybrids	3051	None	* 288	* 103	25.1	55	0	261	* 283	* 298						
DenBesten	DBEXP06	None	* 283	101	26.3	54	0	251	* 279	* 287						
Prairie Hybrids	5141	None	257	96	27.1	53	0	278	239	261	225	99	243	240	191	
MEAN			269	100	23.5	53	0	270	262	274	224	100	233	244	194	
LSD(0.10)**			17	3	1.8	1	1	24	32	26	23	5	16	21	22	

Average grain moisture of all hybrids in the trial as rated by the participating company maturity rating systems. Ratings are rounded to 5 day increments.

* Hybrids that performed statistically similar to the highest hybrid in the trial.

Shaded results provide the best estimate of relative hybrid performance.

Table 22. North Central Zone - Organic Grain Trial.

(Chippewa Falls= CHP, Marshfield= MAR, Seymour= SEY, Valders= VAL)

Brand	Hybrid	Traits†	2023										2022					
			Average			Yield (bu/A)				Average			Yield (bu/A)					
			Yield (bu/A)	P.I. #	Moist %	Test Wt.	Lodge %	CHP	MAR	SEY	VAL	Yield (bu/A)	P.I. #	CHP	MAR	SEY	VAL	
Prairie Hybrids	591	None	* 255	* 107	24.6	53	0	* 262	* 237	* 259	* 261							
DenBesten	DB41-95-OR	None	201	95	24.7	54	0	211	188	189	217							
DenBesten	DB34-92	None	* 254	* 106	25.6	52	0	248	* 226	* 269	* 271							
Foundation Direct Seeds	ORG8833	None	* 239	* 103	26.1	54	0	* 260	203	* 257	234	209	* 100	168	196	240	* 230	
Blue River	62-93UP	None	226	100	26.2	52	0	242	* 222	224	221	* 226	* 104	* 252	199	227	* 230	
Blue River	45-97UP	None	223	99	26.3	53	1	235	* 219	226	221	216	* 101	* 209	191	237	* 237	
95-DAY HYBRID TRIAL AVERAGE##					26.6													
Foundation Direct Seeds	ORG8844	None	229	100	26.6	53	0	234	204	222	250							
Foundation Direct Seeds	8681UT	None	* 243	* 103	27.1	52	0	* 272	* 239	243	221							
DenBesten	DB41-98-OR	None	217	97	27.8	54	0	231	* 222	241	178							
Prairie Hybrids	2741	None	* 247	* 103	28.2	51	0	* 251	* 225	* 259	250	* 230	* 104	* 224	* 210	* 243	* 243	
Organic	UW Check I-HW	None	181	89	28.3	52	0	210	175	176	159							
100-DAY HYBRID TRIAL AVERAGE##					28.7													
Organic	UW Check I	None	185	90	29.0	52	0	209	182	187	163							
DenBesten	DB32-02	None	* 250	* 104	29.1	51	0	* 252	* 232	246	* 276	* 238	* 105	* 252	* 217	* 260	* 233	
Prairie Hybrids	2441	None	* 249	* 103	29.4	52	0	* 267	* 222	236	* 268							
Blue River	42C87	None	* 241	101	30.9	51	0	* 281	211	223	245							
MEAN			229	100	27.3	52	0	244	214	231	229	211	100	205	190	226	225	
LSD(0.10)**			18	4	1.5	1	1	31	22	19	24	18	5	44	9	18	27	

* Hybrids that performed statistically similar to the highest hybrid in the trial.

Shaded results provide the best estimate of relative hybrid performance.

Table 23. Comparisons over time of all hybrids tested between 2022 and 2020. A star (*) indicates that the hybrid performed statistically similar to the highest hybrid for yield or performance index (P.I. or Milk2006) in one or more zones.

Brand Hybrid	Year(s) tested	Brand Hybrid	Year(s) tested	Brand Hybrid	Year(s) tested	Brand Hybrid	Year(s) tested
Ag Armour		22K32	20	*C6042DP	20*	*DS-4510Q	22*,21*
AA10524-5122EZ	21	*26B78	20,19*	*C6209DP	20*	*DS-4580Q	20*
AA9100	21	*38G54	20,19,18*	C6219SS	20	*DS-4878AM	22*,21*,20*
AA9303-3220EZ	21	*42C87	20*	*C6400DGD	22*,21	*DS-4917AM	21*
AA9608-3220	21	*48G35	20,19*,18*	*C6401SS	22*,21,20*,19*	*DS-5018AM	20*,19*,18*
		51T59	20,19,18	C6438DP	21	*DS-5144Q	22*,21*
		54C27	20	*C6525SSP	22*	DS-5161Q	22
AgriGold		*57A30	20*,19*,18*	C6528-3220	20	*DS-5279Q	22*,21*,20*
A619-06RR	22	*62G22	20*,19*,18*	*C6552PC	22*,21	*HiDF-3044Q	22*,21*,20*
A619-75-3120EZ	20			C6708DP	21	*HiDF-3099RA	20*,19*,18*
A620-82VT2RIB	22,21			C6720DP	20	*HiDF-3197RA	21*,20*,19*,18*
A622-65	22,21,20*	Brevant		*C6724SS	22*	*HiDF-3211RA	20*,19,18
A626-08STX	20	*B06U78SXE	21*	C6762SSP	22	*HiDF-3407RA	20*,19*,18*
A626-20-5122EZ	21	B97B73SX	21	C6812DP	21	*HiDF-3522Q	22*,21*
A627-83VT2RIB	21,20,19	Brunner		*C6847TRE	22*	*HiDF-3802Q	22*,21*,20*
A628-16VT2RIB	22,21,20*	2820GT-3110A	20	C6855-5122	21	*HiDF-3808RA	20,19,18*
A628-34VT2PRO	22	2897GT-3120EZ	21,20,19,18	*C6936SS	22*,21*	*HiDF-3855Q	22*
A629-93	20	*3911GT-3110A	22,21*	*C7004DP	21,20*	*HiDF-4073Q	22*,21*
A630-04	21	3960-5222EZ	20	*C7021DP	22*	*HiDF-4545Q	22,21*,20*
A630-04VT2PRO	22	*3990	22*,21	C7124SS	22	*HiDF-4999Q	22*,21*,20*
A630-10STXRIB	21,20*	*4044	20*,19*,18	*C7125DP	21*,20*,19*	*HiDF-5000Q	22*
A630-31VT2RIBD1	20	4101-5222EZ	21,20	*C7228VT2P	21*	*HiDF-5202Q	22*,21*,20*
A631-90	22,21	*EXP104	22*,21*	*C7366DGD	21,20*,19*		
A632-35-5222EZ	20	EXP88	22,21	*C7373SSP	22*	Dekalb	
A633-14STXRIB	22,21,20*	EXP93	21	*C7590DP	22*	DKC101-35RIB	22
A634-93	20,19*					*DKC105-35RIB	22*
A635-54VT2RIB	22,21*,20*,19*,18*	Burrus		Croplan Genetics		DKC107-33RIB	22
A636-11STXRIB	22,21,20*,19*	7G44 3220	22	3899VT2PRIB	21,20,18	DKC111-35RIB	22
A636-16	21,20*	*7N88SS	22*			DKC31-85VT2PRIB	21,20
A636-16VT2RIB	22			Dairyland		DKC32-35RIB	22
A637-56VT2PRO	20	Channel		*DB-4311AMXT	22*	*DKC33-37VT2PRIB	21*,20
A638-58STX	21	*192-98STXRIB	20*,19*,18*	DB-5211AMXT	22	DKC35-34RIB	22
A638-74VT2RIB	21,20*,19*,18*	*193-91STXRIB	22*,21*	DS-2068RR	20	*DKC36-48RIB	22*,21
A639-40VT2RIB	22,19*,18*	*194-49DGV2PRIB	20*	DS-2220AM	20,19	*DKC36-86RIB	22,21*,20
A639-70STXRIB	22,21*,20*,19*	195-51STXRIB	22	DS-2350RR	21,20	*DKC37-50VT2PRIB	20,19*,18
A640-65 5222AEZ	22	*195-85DGV2PRIB	21,20*	DS-2505AM	20	*DKC39-55RIB	22*,21,20*
A641-06STXRIB	20,19*,18	*197-21VT2PRIB	22*	*DS-2505Q	22*,21*	*DKC40-45VT2PRIB	20*
A641-54VT2RIB	20,19*	*197-27STXRIB	21*	*DS-2531AM	22*	DKC41-55RIB	22
A641-85STX	22	*198-98STXRIB	20*,19,18	DS-2716Q	20	DKC42-64RIB	22
A642-05VT2PROD1	22	200-88STXRIB	22,21	DS-2828AM	21	*DKC42-65VT2PRIB	21*
A642-47STXRIB	21,20*	*203-01STXRIB	22*	*DS-2919AM	22*	*DKC43-75VT2PRIB	21,20*,19*
A645-16STXRIB	22	*203-60TRERIB	21*,20	*DS-3022AM	22*,21*	DKC44-98RIB	22*,21
		203-83STXRIB	22,21*	*DS-3030AM	20,19*	*DKC45-35RIB	22*
Augusta Seed		*205-70STXRIB	21,20*	*DS-3162Q	22*,21*,20*	DKC45-95VT2PRIB	21,20
A2054	20	206-16SSPRIB	22	*DS-3193AM	20*	DKC48-34RIB	22
A2345	20,19	*206-99STXRIB	22*	*DS-3203AM	22*	*DKC48-69RIB	22*,21
A2448	20	*207-27STXRIB	22*,21*,19*	*DS-3345AM	20*	DKC48-95VT2PRIB	21,20
A2541	20	*207-87VT2PRIB	22,21*	*DS-3366AM	22,21*,20*	*DKC49-24RIB	22*
A2545	20	*209-15STXRIB	22*,21*,20*,19*,18*	*DS-3477AM	22*	*DKC49-44SSRIB	20,19*
A2856	20	210-98STXRIB	21,20,19,18	*DS-3519AM	21*,20*,19*,18*	DKC50-88VT2PRIB	21
A3053	20	*210-99STXRIB	22,21*	*DS-3550AM	22*,21*,20*	*DKC51-91RIB	22,21*,18*
A5162	20	212-52SSPRIB	22	*DS-3601Q	22*	*DKC51-98SSRIB	21,20*
				DS-3715AM	21,20*,19*,18*	DKC52-34SSRIB	20
BH Genetics		Cornelius		*DS-3727AM	22*,21*	*DKC53-27SSRIB	21,20,19*
BH 8121VT2P	21	*6376	20,19*,18*	*DS-3810Q	21,20*	DKC53-94RIB	22
		6869	20,19*	*DS-3900AM	22*	*DKC54-64SSRIB	20*
Becks		*C349SS	20*,19*	*DS-3959Q	22,21*	*DKC55-37SSRIB	20*,19*
4421Q	20	*C385DP	21,20*,19*	*DS-4014Q	22,21,20*	*DKC56-15RIB	22,21*
4844SX	20	C461DP	21	*DS-4018AM	22,21*,20*,19*,18	*DKC56-65RIB	22*,21,20*
5113AM	20,19	*C478DP	21,20*,19*,18*	*DS-4219AM	22*	*DKC58-34SSRIB	20*,19,18
5145Q	22	*C575DP	22*,21*,20*,19*	*DS-4310AM	22,21,20*	*DKC58-64SSRIB	21*
5909Q	21	*C577SS	20*,19*	*DS-4318AM	21*,20*,19*,18*	*DKC59-07RIB	22*,20*,19*,18
08B55	20	C6002SS	20	*DS-4440AM	21*,20*,19*	*DKC59-81RIB	22,21,20*,19
14A91	20						

Table 23 (continued). Comparisons over time of all hybrids tested between 2022 and 2020. A star (*) indicates that the hybrid performed statistically similar to the highest hybrid for yield or performance index (P.I. or Milk2006) in one or more zones.

Brand	Year(s) tested	Brand	Year(s) tested	Brand	Year(s) tested	Brand	Year(s) tested
Hybrid		Hybrid		Hybrid		Hybrid	
DKC60-80SSRIB	21	*FS 6017V RIB	22*,21*	*ORG8801	20*,19*,18*	44DP412	22,21
DKC61-41RIB	22,21,20*,19*	*FS 6025X	22*			44SS413	22
DKC62-20RIB	21,19	*FS 60UX1 RIB	20*,19*,18*	Frontiersmen		*45DP422	21*
DKC62-89RIB	22,21	*FS 6106X RIB	22,21*,20*	081-Z1VT2PRIB	21	*45SS423	22*
DKC63-91RIB	22,21,20*	*FS 6107T	20*	082-S8RR	20	46DP433	22
DKC64-44RIB	22,21,20	*FS 6107T RIB	21*	089-L1 VT2P	22	*46SS428	22,21*,20*,19,18*
		FS 6194V RIB	21,20*,19*	*094-L1VT2P	22*	46SS433	22
DenBesten		*FS 6217X RIB	22*,21*	094-Z1VT2P	21	*47DP410	20,19*
DB30-97	21	FS 6306T RIB	21	*096-R8VT2P	20,19*,18*	*47DP411	21,20*
DB31-10	21	*FS 6395VDG RIB	21*,20*	*098-L1TRE	22*	*47DP429	22*,21,20*,19,18*
DB31-90	22	FS 6406X RIB	22,20	099-K1VT2PRIB	21	*48DP420	20*,19*
DB32-00	21			*100-W0VT2P	20*,19*	*48SS420	22,21*,19
DB32-02	22	Federal Hybrids		*100-W0VT2PRIB	21*	*48SS443	22*
DB33-05	22	3510VT2PRIB	21,20	104-Z1VT2PRIB	21	*49DP441	21,20*
DB38-06	22,21	3530 VP3220	22	107-A0GENSS	20	*49SS437	21*,20*,19*,18*
DB39-10	22	3790VT2PRIB	21,20,19,18	107-A0VT2PRIB	21	*4D381RIB	20*,19,18
DB40-05-OR	22,21	3810VT2PRIB	21,20	*108-M9PCE	22*	*50DT503	22*
DB41-01-OR	22,21	*3880 VT2P	22,21*,20*,18			*51DP512	21*
DB41-12-OR	21	4010VT2PRIB	21,20	Golden Harvest		51SP513	22
DB41-91-OR	22	4120 VT2P	22*,21	G00A97-3120A	22	*51SS500	22,21*,20,19*
DB41-95-OR	21	4135 VP3110A	22	*G02K39-5122 EZ1	22,21*,20*	51SS502	21
DB41-98-OR	22,21	*4160 VT2P	22*	G03R40-5222 EZ1	20	*52SS501	21,20*
DB42-06-OR	22	*4160VT2PRIB	21*,20*,19*,18*	G06A27-5122 EZ1	22	*53DP511	20*
DB42-07-OR	22	*4185VT2PRIB	21*	G07G73-5122 EZ1	22,21	53DP523	22
		4225 RR	22	*G10D21-3330 EZ1	20*	*53SS521	22,21,20*
DuPont Pioneer		*4225VT2P	21*	G10L16-3330A	20,19	54DP532	21
P0220Q	21	*4240CONV	20*	G11V76-5122 EZ1	20*	*54SP533	22*
P0306Q	20	*4300VT2PRIB	21,20*	*G12S75-5122 EZ1	22*,21*,20*	54SS522	22,21
P0421AM	22,20	*4310VT2P	20*	*G13Z50-5222 EZ1	21*	*54SS528	21,19*,18
P0720Q	21	4330 VT2P	22	*G14N11-5222	20*	*55DD520	22,21*,20*
P8736AM	20	*4520 DGV2P	22*,21	G84J92-3120A EZ1	21,20	55SS542	21
P9188AM	20,18	4580	21	G85Z56-3220 EZ1	20	*56SP543	22*
P9492AM	22,20*,19*,18*	*4580 VT2P	22,20,19*,18*	G87A53-3220	22	56SS531	20
P9608Q	20	*4680VT2PRIB	21*,19*,18*	G89A09-5122 EZ1	20	*56SS538	22,21*,20*,19*,18*
P9772AM	20	4820VT2	21	*G91V51-3110A	20*	57DP553	22
P9815AM	22	4880 VT2P	22,20,19	*G91V51-5222A EZ1	22,21*	*57SS530	21,20*,19*
P9880AMXT	20	*4999VT2PRIB	20*,19*	G93A49-5122 EZ1	22	*57SS552	22*,21*
		5005 VT2P	22	*G95D32-3220	22,21,19*,18*	*58SS529	21,20*,19,18
FS InVISION		*5005SSRIB	20*	G95M41-5122 EZ1	20	59SP573	22
FS 3508V RIB	21,20	5030 AA EZ	22	G96R61-5222 EZ1	20	*59SS581	22*,21*,20*
FS 3525L2 EZR	22	5120 TRE	22	*G97N86-3220 EZ1	20*,19	*60SS603	22*
FS 37TV1 RIB	20,19*,18*	*5280VT2PRIB	20*,19*	*G99A37-5222 EZ1	22*	61SS612	21
FS 4008V RIB	22,21,20*	5300 VT2P	22,21,20	G99E68-5122 EZ1	21,20	*61SS613	22*
FS 4507V RIB	22,21*,20*	*5370VT2PRIB	20*			*63SP633	22*
FS 4715V RIB	22,21*	5480CONV	20	Hi Fidelity Genetics		*65SS611	22*
FS 47TV1 RIB	20,19*,18	5510VT2RIB	21	HFG0951	20	*7S378RIB	20*,19,18
FS 4927T RIB	22	*5570VT2PRIB	20*	HFG1001	20		
FS 5098V RIB	22,21*	*5610PCE	21*	HFG1051	20	LG Seeds	
FS 5098X RIB	20,19*	*5690VT2PRIB	20*,19*			LG35C41VT2	22
FS 5115X RIB	22,21			Jung		LG36C55RR	22
FS 5125L1A EZR	22	Foundation Organic		27DP202	21	LG36C62VT2RIB	22,21
FS 51QX1 RIB	20,19,18	*8650UT	22,20*,19*	32DP300	20,19	LG37C77RR	22
FS 53ZX1 RIB	20,19*,18*	8681UT	22	*3316R	20*	*LG42C24	21*
FS 5525VDG RIB	22	*8703UT	22*	*33DP303	22*	LG42C24VT2PRO	22
FS 5594X RIB	22,21,20,19*	*EXP21-99	21*	35DP301	22,21	LG42C37-3220AEZ	22
FS 55RL1 EZR	20,19*	*EXP95FM	20*	*36DP310	20*,19*	LG42C63VT2RIB	20,19
FS 5704V RIB	21	*OR8833	22*	*36DP318	21,20,19*,18	*LG44C27VT2RIB	22*,21,20*,19*,18*
FS 5704X RIB	20	*ORG7700	20*,19*	*38DP323	22*	LG46C73VT2RIB	21
FS 5725X	22	*ORG8305UT	21*,20*,19*	*39DP338	22*,21*,20,19,18*	LG47C77STXRIB	22
FS 5815V RIB	22,21	*ORG8500	21,20*,19*,18*	*40DP401	22*,21*,20*	*LG47C77VT2PRO	20*
FS 5829V RIB	22	*ORG8507	20*,19,18*	*41DP400	21*,20*,19	LG47C77VT2RIB	21
FS 5892V RIB	20	*ORG8536	22*	42DP403	22	*LG49C28	22*
FS 5909D2A EZR	20	*ORG8799	22,21*,20*,19	43DP402	21	*LG51C48VT2RIB	20,19*

Table 23 (continued). Comparisons over time of all hybrids tested between 2022 and 2020. A star (*) indicates that the hybrid performed statistically similar to the highest hybrid for yield or performance index (P.I. or Milk2006) in one or more zones.

Brand Hybrid	Year(s) tested	Brand Hybrid	Year(s) tested	Brand Hybrid	Year(s) tested	Brand Hybrid	Year(s) tested
LG51C62	22	LC414-21 VT2P	22	NK Brand		*4393	22*
LG52C37STX	21	*LC431-20SSX(RIB)	21*,20*	*NK0007-3120	22*	X4295	21
LG52C42	21	*LC441-20VT2P(RIB)	21,20*	*NK0243-5122	22,21*,20	X4298	21
LG52C42RR	22	*LC444-21	22*	*NK0314-5122 EZ1	21*	X5200	21
LG5375VT2RIB	20,19,18	*LC451-21 SSX	22*	*NK0440-3122 EZ	20*,19*	*X5205	21*
LG5465VT2RIB	20,19,18*	*LC451-21 VT2P	22*,21	*NK0472-5222	20*	X5303	22
LG54C04	20,19*	*LC461-21 DGVT2P	22*,21	*NK0624-5222	20*	*X5308	22*
LG54C76VT2RIB	21	LC464-21 3120	22	*NK0696-5122	22*	*X6210	21*
LG5505VT2RIB	20,19,18	*LC474-20 TREC	22*,21*	*NK0748-5122	22*,21*		
LG5525VT2RIB	22,19,18*	LC482-21 VT2P	22	NK0877-3220 EZ1	21	Power Plus	
LG57C33STXRIB	21,20,19	*LC484-20SSX	20*	*NK1026-3330	20*	*1K18Q	22*,21,20*
LG57C33VT2RIB	22	*LC484-20VT2P(RIB)	21*	*NK1026-5332A EZ1	21*	*1M78AM	20*
LG57C97VT2PRO	20	*LC493-21 5122	22*	*NK1082-5222A EZ1	21,20*	*1M78Q	21
LG58C81STX	21	LC503-21-5222	21	*NK1188-5122	22*,21*,20	*2J67Q	22*
LG59C66VT2RIB	20,19*,18*	LC511-21 SSX	22,21	*NK1205-3120	20*,19*	*3M62AM	20*
LG59C72VT2RIB	22,21,20	*LC525-21 PWE	22*	*NK1239-5122	22*,21*,20*	*3V14AM	20*
LG60C47STXRIB	20	*LC533-20-5222EZR	21*,20*	*NK1354-5222	22*	*4C14AM	21*
LG62C35STXRIB	22	*LC535-20GT	20*	*NK1460-5222	20*	*4F71AM	20*
LG62C35VT2RIB	20,19	LC541-22 SSX	22	*NK8519-5222	20*	*5L44AM	22*,21*
		LC544-22	22	NK8618-3120A	20	*6M89Q	22*
		LC551-20SSX	20	*NK8760-3220	22*		
		LC551-22 SSX	22	NK8920-5122	20	Prairie Hybrids	
Latham		*LC554-21 DGVT2P	22*	*NK9023-5222 EZ1	21*	*1231	22*,21*,20*,19*
EX6355GT	20	*LC555-21 5122	22,21*	*NK9175-3110A	20*,19*	*2741	22*,21*,20*,19*
LH3695VT2PRO	20	LC564-20 PWE	22,21	*NK9175-5222A EZ1	21*	*3259	22,21*
LH3937VT2PRO	20	*LC592-21-3330EZR	21*	NK9227-5222A EZ1	21,20	*4211	22*,21,20*,19*
LH4242VT2PRO	20,19,18*	*LC594-21 VT2P	22*	*NK9231-3120	22*	4211-Organic	22
LH4375VT2PRO	20,19*	*LC623-21 5122	22*	NK9347-5122	22	*4470	22*,21
LH4669SS	20	*LC623-21 5222EZR	21*	*NK9535-3220	21*,20,18	*4718	20*,19*,18*
LH4937VT2PRORIB	22,21,20*	*LC634-20SSX(RIB)	21*,20	*NK9653-5222	20*	*4850	20*
LH4989SS	20			*NK9874-3220	22*	*5141	22,21*
LH5047VT2PRO	20	Legend Seeds		*NK9922-5222	22*	5142	22
LH5245VT2PRORIB	22,21*,20*,19*	22684 VT2P RIB	22	*NK9930-5122 EZ1	21,20*	*5200	22*,21*,20*,19*,18*
LH5377VT2PRO	20	*3795 DGVT2 RIB	22*	*NK9991-5122	20*	*5281	22*
LH5487VT2PRO	20	40J287 RR	22	*NX10701-5122	20*	*5787	21*,20*,19*
LH5517VT2PRO	20	*40J9192 VIP3110A	20*	*NX11003-5122	20*	*5883	22*
LH5589SS	20	*4397 TRE RIB	22*	NX11207-3120 EZ1	21	*6590	20*
LH5742RR	22,21,20*,19*,18*	*78706 SS RIB	22*	NX11308-5122 EZ1	21	*6878	22,21*
LH5965VT2PRORIB	22,21*,20*	JSC47J9185VIP3110	21,20	*NX11406-5222	20*	*7291	22*
LH6149SSRIB	21	LR9004 DC5122EZREF	22,20			*7830	21*
LH6175VT2PRORIB	22,19	LR 9100 Powercore	20	O'Brien Hybrids		*8290	22*,21*,20*
LH6285VT2PRORIB	22,21,20*,19*,18	LR 9101 SS RIB	22	OB1103	20	*8960	22*,21*
LH6477VT2PRORIB	22,21,18	*LR 9102-VIP3110	20*	*OB1105	22*,21*,19*		
LH6529SS	20	LR 9102DC5222	21	*OB1109	22*,20*,19*,18	ProHarvest	
		LR 9106 PCE	22,21*,20*	*OB1110	21*	2749VT2PRIB	20,19,18
Legacy Seeds		LR 9109 VIP3220A	20	*OB1114	22*	*4255RR2	22*,21,20*
LC-3017VT2P(RIB)	20,18	LR 9191VIP3110A	22,21	OB1177	20	*4340VT2PRIB	22,21*,20*,19*,18*
LC-3048SS(RIB)	21	LR 9195DC5122	21	*OB1185	21,20*,19*	4511RR2	22
LC-3048VT2P(RIB)	20,19	LR 9300 3120AEZREF	22	*OB1188	20*	4545RR2	20,18
LC-3517VT2P(RIB)	20,19,18*	LR 9396 3120EZREF	22	OB6091	22	*4630VT2ProRIB	21,20,19*,18*
LC-3537-5222	20	*LR 9995VIP3220	21,20,19*	OB6100	22	*4990VT2PRIB	22*,21*,20*
LC-3718DGVT2P	20,19*,18*	*LR9308 DC5122EZREF	22*	OB6175	21	57P17VT2PRIB	22,21,20,19
LC-4248 VT2P	22,21*,19*			OBX2571	21	*64P24VT2PRIB	22*,21*
LC-4248SSX	20	Masters Choice		OBX6106	22	*6606VT2PRIB	20*
LC-5217VT2P(RIB)	21,20,19*	*MC5790	20*,19*,18*			6746SXRIB	20
LC-5319SSX(RIB)	21,20,19*	*MCT5851	20*	Organic		*6828VT2PRIB	20*,19*
LC-5438CONV	20	*MCT6552-3110	20*,19*,18	*UW Check G	22,21*,20*	*71P16SXRIB	22*
LC-5819SSX	20			*UW Check G-HW	21*	*71P16VT2ProRIB	21*,20*
LC-7236-5222	20	Mycogen		*UW Check H	22,21,20*	74P51VT2PRIB	22
LC351-20VT2P	20	BMR10B27RA	20	UW Check H-HW	21	X19330	20
LC391-20 VT2P	22,21*	*BMR97B37RA	20*,19			X20200	20
LC403-22 3120	22			PIP		X21200VT2P	21
LC413-20-3110A	21,20*			*4297	22*,21*	X21209VT2P	21

Table 23 (continued). Comparisons over time of all hybrids tested between 2022 and 2020. A star (*) indicates that the hybrid performed statistically similar to the highest hybrid for yield or performance index (P.I. or Milk2006) in one or more zones.

Brand Hybrid	Year(s) tested	Brand Hybrid	Year(s) tested	Brand Hybrid	Year(s) tested	Brand Hybrid	Year(s) tested
X21474VT2P	21	RK715SSTX	22	*T6398TRE	22*	*99-00	21,20,19
Project Seeds		*RK726H	20*	*T6791 VT2P	21,20*,19	*O.18-06UP	22*,21*,20*
PS-92	22	*RK765VT2P	21,20*,19*	T6888 VT2P	20,19	*O.23-11GSP	22*
PS19-93 3111	22	*RK771RR	20*	T6902 VT2P	22,21	*O.31-91	20*
PS20-107	20	*RK774VT2P	22*	T6987 VT2P	21,20,19	*O.45-97	20*
PS2088GTCBLL	21	RK782VT2P	21	*T6992 VT2P	21*,20*,19	*O.45-97UP	22*,21*,20*,19*
PS20EXP93GTCBLLBL	20	RK801SSTX	22	*T6993 VT2P	20*,19*	*O.46-02P	22*,21,20*
PS97	21	RK805VT2P	22,20	*T6996 VT2P	21,20,19	*O.48-08P	20*,19*
Renk		RK807SSTX	21,20,19	T8395 DC	22	*O.51-04P	20*,19*
RK223RR	22	*RK821SSTX	21*	*T8396 SS	22*	*O.52-89UP	22,21*
RK227VT2P	21,20	*RK826VT2P	22,21*	Tracy Seeds		*O.52-96P	22*,20*
RK256-3120	22,21	RK830SSTX	22	*T095-29 3110	21,20*,19*,18*	O.62-93	21
RK256GT	20	*RK842VT2P	22*	T095-32 5122 EZ	22,21	*O.62-93UP	22*
RK278VT2P	20,19	*RK866DGVT2P	20*	T099-31 3110	21	*O.69-01GSP	22*
RK287VT2P	20,19,18	RK882SSTX	20*	T099-31 5222 EZ	22	*O.69-01P	21*,20*,19*
RK297VT2P	22,21	RK882TRE	21	T100-33 3120A EZ	22	*O.74-10	20*
RK312VT2P	21,20*,19	*RK895DGVT2P	22*	*T102-31 3110	22,21*,20*	*O.82-14GSP	22
RK315VT2P	20	RK937VT2P	21*,20*,19*	T105-32 5122 EZ	22	*O.82-14P	21,20*
RK400VT2P	22	RK940SSTX	22	T105-32 5122 EZ	22	*O.84-04	22*
RK429-3220A	22,21	*RK945DGVT2P	21,20*,19*	T105-32 HAW	21	*O.84-95UP	22,21*,20*,19*,18*
RK433VT2P	22,21,20,19*	Spectrum		*T106-32 PC	22*	*O.85-00P	22*,21*,20*
RK444VT2P	22	*3496	20*	T107-31	20	Wyffels	
RK485DGVT2P	22,21*	4642	20	T107-33 5122 EZ	22	*W2506RIB	21,20*
RK499VT2P	20	*5706	20*	T108-29 5122EZ	21	*W3018	20*
RK502SSTX	22	Thunder Seed		T109-51	20	*W3576	22*
RK561DGVT2P	22,21,20,19	T6004 VT2P	21	Viking		*W4196RIB	21,20*,19*,18*
RK579DGVT2P	22,21*,20*,19*,18*	T6085 VT2P	21,20,19	*42-92	22*,21*,20*,19*,18*	*W4246RIB	22,21,20*
RK590VT2P	22,21	*T6094 VT2P	20*,19*	44-98	22,20,19,18	*W5086RIB	22,21,19*
RK593VT2P	21,20*,19*	T6098 VT2P	20,19	46-02	22,21,20	*W5778RIB	22*
RK600VT2P	22,21*,20*	T6098 VT2P	20,19	*46-96	20*,18		
RK609VT2P	22	*T6100 VT2P	21*	*48-08	22*,21*,20*,19*,18*		
RK615SSTX	21	T6185 VT2P	21,20	*51-04	22*,21*,20*,19*,18*		
RK621VT2P	21,20,19*	T6190 VT2P	21,20	52-00	20		
RK625DGVT2P	22,21	*T6204 VT2P	22,21	*52-96	22,21,20,19*		
RK626SSTX	20,19	*T6294 VT2P	22*,21*	55-02	20,19,18		
RK642VT2P	22,21,20*,19*	*T6298 VT2P	22*,21	*58-11	21*,20*		
RK695GTCBLLBL	20	T6300 VT2P	22	*72-06	22*,21*		
RK700SSTX	22,21,20*	T6306 PC	22	*80-89	22,21,20*		
RK710DGVT2P	22,21,20*,19*,18*	T6396 VT2P	22	*84-05	22*,21*,20*,19*		
		T6397 AA	22	*85-09	22*		

Copyright © 2023 Board of Regents of the University of Wisconsin System doing business as the Division of Extension of the University of Wisconsin-Madison.

Authors: Kent Kohn is corn program manager, Thierno Diallo is senior research specialist, and Joe Lauer is professor, Department of Plant and Agroecosystem Sciences College of Agricultural and Life Sciences, University of Wisconsin–Madison. Lauer also holds an appointment with University of Wisconsin, Division of Extension. Division of Extension publications are subject to peer review.

University of Wisconsin-Extension, Division of Extension, in cooperation with the U.S. Department of Agriculture and Wisconsin counties, publishes this information to further the purpose of the May 8 and June 30, 1914, Acts of Congress. An EEO/AA employer, the University of Wisconsin-Madison Division of Extension provides equal opportunities in employment and programming, including Title VI, Title IX, and ADA requirements. If you have a disability and require this information in an alternative format, or if you would like to submit a copyright request, please contact Publishing Manager at 432 N. Lake St., Rm. 227, Madison, WI 53706; pubs@uwex.edu; or (608) 263-2770 (711 for Relay).

This publication is available from your Wisconsin county Extension office (yourcountyextensionoffice.org) or from Extension Publishing. To order, call toll- free 1-877-947-7827 or visit our website at: learningstore.extension.wisc.edu.

Wisconsin Corn Hybrid Performance Trials–2023 (A3653)

R-2023